

Materials and specifications are subject to change without prior notice. Featured machines in photos may include additional equipment.
Copyright 2021@SANY all rights reserved



Quality Changes the World

TELEHANDLER




Quality Changes the World



SANY Industrial Park, Gaolan Port Economic and Development Zone,
Zhuhai, Guangdong, China

Tel +86-756-7266963 Service +86-4008-87-8318



Dealer Info



© Printed in China Code: 2011-SMH

www.sanyglobal.com



About SANY Marine Heavy Industry

Sany Marine Heavy Industry Co., Ltd is the subsidiary of Sany International. It is now located on the west shore of Zhujiang River with a manufacturing base of 6000 acres and a 3.5km offshore line with many berths. Sany Marine aims at building a modern transportation and marine equipment industrial park with estimated sales turnover of 30 billion RMB.

The first phase with 100,000 square meters of factory buildings, 200,000 square meters of field, and 500 meters of coastline has been finished and started to manufacture since May 2015 and the products include port machinery, engineering ships and ocean equipment. Currently we have reach stacker, container handler, forklift truck port tyre crane STS RMG, RTG, portal slewing crane, MHC and so on, altogether 16 series and 150 types of products. In the future, a lot of national big strategic equipment will be manufactured here Sany Marine will insist on persistent

innovation, focusing more on green energy, digitalization and intelligence. Sany Marine will keep the pace, focus on energy saving and automation, and promote "automation technology in harbor and port, engineering equipment on deck and energy equipment over ocean". It is our mission to provide the best quality products and service so as to contribute greater to the mankind.

Driven by the enterprise mission of "Quality Changes the World", SANY Marine Heavy Industry Co., Ltd attaches great importance to process, punctuality and automation. We monitor dynamic display of all the production process, logistics, value flow and pattern, we keep improving in quality manufacturing and won many awards both from home and abroad. Now we are cooperating with a batch of top terminal operators globally.

Reliability

1 Premium Components

Powered by the Cummins/DEUTZ engine, SANY Telehandler comes fully equipped with premium brand components including DANA axle/gearbox, Kawasaki piston pump, Bosch Rexroth balance valve, etc.

2 Optimized Structure

The high-reliability boom and fork structure optimized by CAE under all working conditions are manufactured with high-strength steel to ensure that it can meet the high-intensity work of over 30,000 hours.

3 Strong Heat Dissipation

The load feedback hydraulic system greatly reduces heat generation, and it has a strong heat dissipation system, which makes it possible to handle the continuous operation even under 45 degrees Celsius.



Safety

1 Intelligent Protection System

SANY Telehandlers are equipped with power monitoring and protection system, real-time monitoring abnormal pressure, high water and diesel temperature to provide comprehensive protection of the engine and gearbox.

2 ROPS Cab

The Roll-Over Protective Structure (ROPS) brings highly effective engineering safety control that can avoid or reduce the severity of injuries in the event of overturns.

3 Tough Main Structure

The chassis of SANY Telehandler has been through a 500-hour fully-loaded rough terrain test, and the main boom has been both extended and retracted for 40,000 times with load to guarantee the durability.



Easy Management

1 IROOTECH System
Based on the GPS technology to achieve real-time fleet management, operation analysis and data record.

2 Fault Diagnosis System
Real-time display of all identifiable fault codes to facilitate timely troubleshooting.

3 Easy Maintenance
Easy access to both the rear hood and the right side hood for your daily maintenance including filter replacement, main valve maintenance, fault diagnosis and etc.

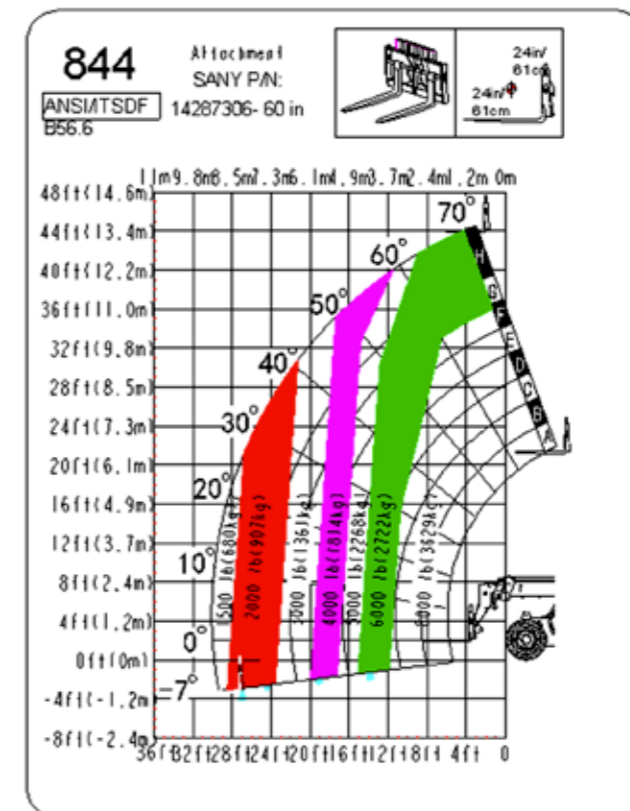

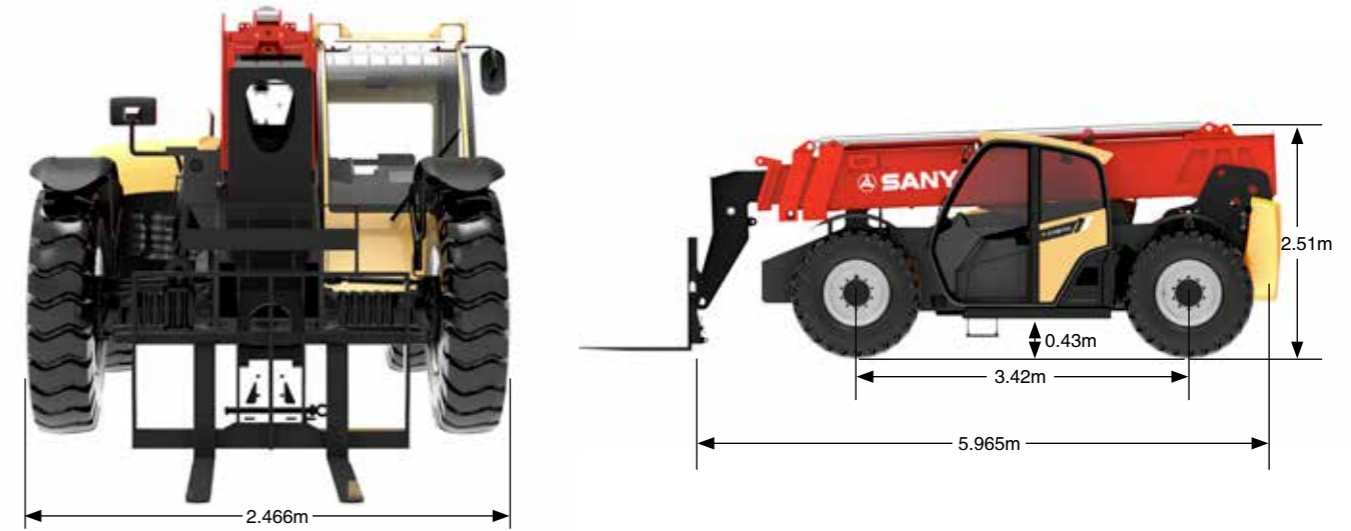
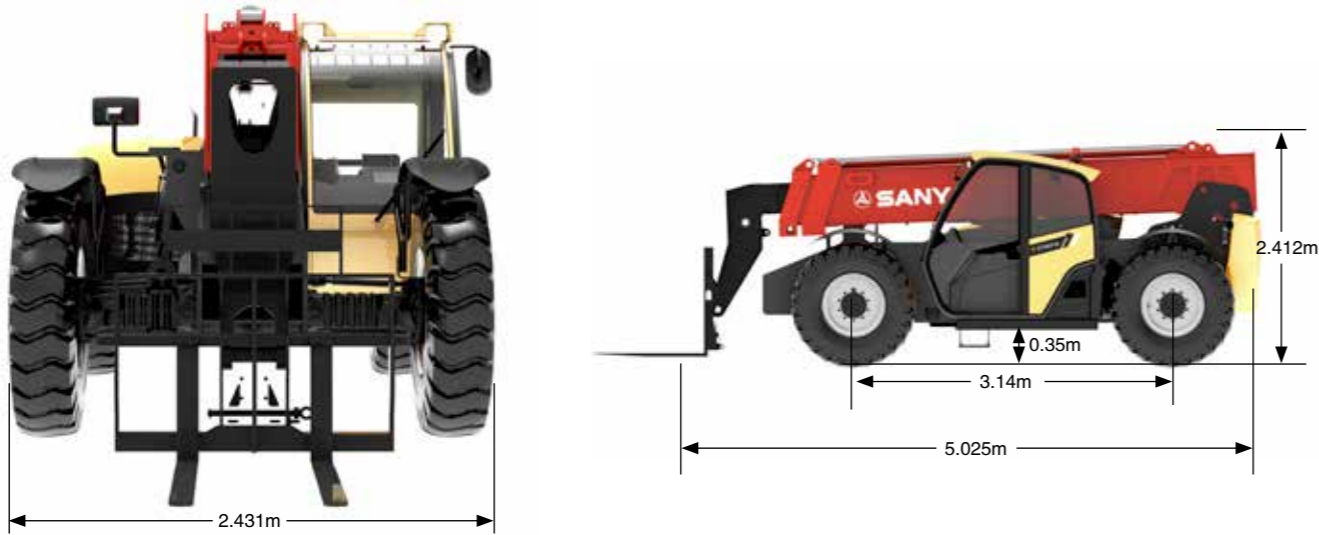


TECHNICAL PARAMETER

Description		Unit	STH1056A	STH1056A1	STH1256A	STH844A	STH634A	
Configuration	Engine	Model	CUMMINS QSF3.8 T4F 97kW	CUMMINS QSF3.8 T4F 55kW	CUMMINS QSF3.8 T4F 97kW	CUMMINS QSF3.8 T4 55kW	DEUTZ TD2.9 55kW	
		Rated power	Kw/rpm	97/2200	55/2200	97/2200	55/2200	55/2300
		Max. Torque	Nm/rpm	488/1600	400/1300	488/1600	400/1300	260/1800
		Emission Standard		Stage IV	Stage IV	Stage IV	Stage IV	Stage IV
	Gearbox		Dana 1120VDT12464	Dana 1104FVDT12366	Dana 1120VDT12464	Dana 1104FVDT12366	Dana 1104FVDT12366	
	Axle		Dana 223/212HY	Dana 223/212HY	Dana 223/212HY	DANA 212HY/223	Dana 212	
	Tyre		14.00-24-196A3-L-3S	14.00-24-196A3-L-3S	14.00-24-196A3-L-3S	13.00-24-16PR	15.00-19.5	
Parameter	Rated Capacity	t	4.54	4.54	5.44	3.63	2.72	
	Overall Weight	kg	15300	15300	16000	11600	7200	
	Max. Lift Height	mm	17100	17100	17100	13400	10400	
	Capacity at Max. Height	t	2.267	2.267	3.175	2.722	1.814	
	Maximum Reach	mm	13100	13100	13100	9150	7000	
	Capacity at Max. Reach	t	1.225	1.225	1.588	0.68	0.454	
	Max. Hoisting Speed	s	15/15	15/15	15/15	13/10.5	11/9	
	Max Descending Speed	s	19/19	19/19	19/19	15/13	14/14	
	Max Travelling Speed	km/h	32	22.5	22.5	20	28	
	Min. Ground Clearance	mm	457	457	457	430	350	
	Min. Turning Radius	mm	4300	4300	4300	4300	4200	
	Pitch Angel	°	71/-4	71/-4	71/-4	70/-7	70/-7	
	Leveing Angel	°	±10	±10	±10	±10	±10	
	Load Center	mm	610	610	610	610	610	
Gradeability (Loaded)	%	50	50	40	74.9	78		
Size	Overall Length	mm	6167	6167	6167	6158	4989	
	Overall Width	mm	2560	2560	2560	2466	2469	
	Overall Height	mm	2550	2550	2550	2510	2488	
	Wheel Base	mm	3490	3490	3490	3420	3140	
Fork	60in	size(length*width*thickness)	mm	1524×152×60	1524×152×60	1524×152×60	1524×152×60	1524×152×60
		Adjustment Range	mm	676~1522	676~1522	676~1522	676~1522	676~1522
	72in	Size(Length*Width*Thickness)	mm	1829×152×60	1829×152×60	1829×152×60	1829×152×60	
		Adjustment Range	mm	694~1829	694~1829	694~1829	694~1829	
	Rotate	Size(Length*Width*Thickness)	mm	1524×152×60	1524×152×60	1524×152×60	1524×152×60	
		Adjustment Range	mm	354~1524	354~1524	354~1524	354~1524	

STH634A Dimensions

STH844A Dimensions



Shots from the Jobsites



SERVICE

Carefree Service



Support Service: **+86-4008-87-8318**

Service vision:

Exceed customer expectation and industry standards.

Service mission:

All for client, create value for customer

Service commitment:

- (1) Reply customer within 15 minutes.
- (2) Reach main service area within 2 hours.
- (3) Solve general problems and provide regular parts within one day.
- (4) Solve customer complaints with two days.
- (5) Solve all issues within 7 days.

Service value:

Innovation、Excellence、Clients、Cooperation、Respect、Passion、Honesty、Responsibility

Service advantage:

“Professional service power” : Sany has offices in over 200 countries and regions, with 11 subsidiaries and 35 service points in domestic together. Setting up the parts warehouse can cover the world range, Forming the four in one of parts supply and guarantee system by headquarters warehouse, regional center warehouse, provincial and prefecture-level city, Accommodating 80000 kinds of parts to ensure fully customer service requirements in time.

“Professional operation and maintenance system” : Sany has invested tens of million of RMB to build “Sany Customer cloud APP” ,which enable customers to monitor the running status and parameters of the equipment in real time anywhere in the world. In addition, it provides online consultation, community communication, accessories mall, one-click repair, maintenance reservation, product knowledge learning and other value-added service. So the customer can easily enjoy the highest quality of service in any place of the world.

