

# SAC2200S

SANY All Terrain Crane  
220 Tons Lifting Capacity



Max. Lifting Capacity: 220 t  
Max. Boom Length: 68 m  
Max. Lifting Height: 105 m

## Basic performance

- Key structural components are optimized with the lifting capacity leading the products of the same tonnage.
- With the max. boom length of 68m and lifting height of 68.5m, it leads the industry.
- Seven-section boom structure and the fully optimized U-shaped high-strength structural steel boom ensure the more uniform stress and lighter weight; mounting angles of jib are 0°, 20° and 40°, which ensure fast and convenient change-over between different operating conditions so as to improve working efficiency.
- Four-wheel drive and six steering modes improve the mobility; the min. turning radius of full-wheel steering is not greater than 10m to improve the trafficability and comfortableness under the complex road conditions.

## Excellent quality

- Stable and high-quality hydraulic components such as the main oil pump, main valve, winch motor, slewing motor and balance valve improve the system reliability; superior control performance is ensured through the accurate parameter matching.
- The slewing system is equipped with an integrated slewing buffer valve with free slipping function, which allows for stable slewing and control and superior micro-mobility.
- The crane instrument is integrated with an intelligently controlled integral electrical system, so that operating parameters can be controlled at any time, ensuring superior ride comfort; and meanwhile, the engine fault prompt function is provided to facilitate servicing and troubleshooting.
- Control room consists of the safety glass and corrosion-resistant steel plate, and is configured with the softened interior trim; large interior space, panoramic sunroof, adjustable seats and other user-friendly designs as well as the air conditioning and electric wiper guarantee the more comfortable and easier operation.



## Energy saving and environmental protection

- Energy is saved through the hydraulic system load feedback, constant power control, dual variable-speed pump and motor.

## Safe and reliable

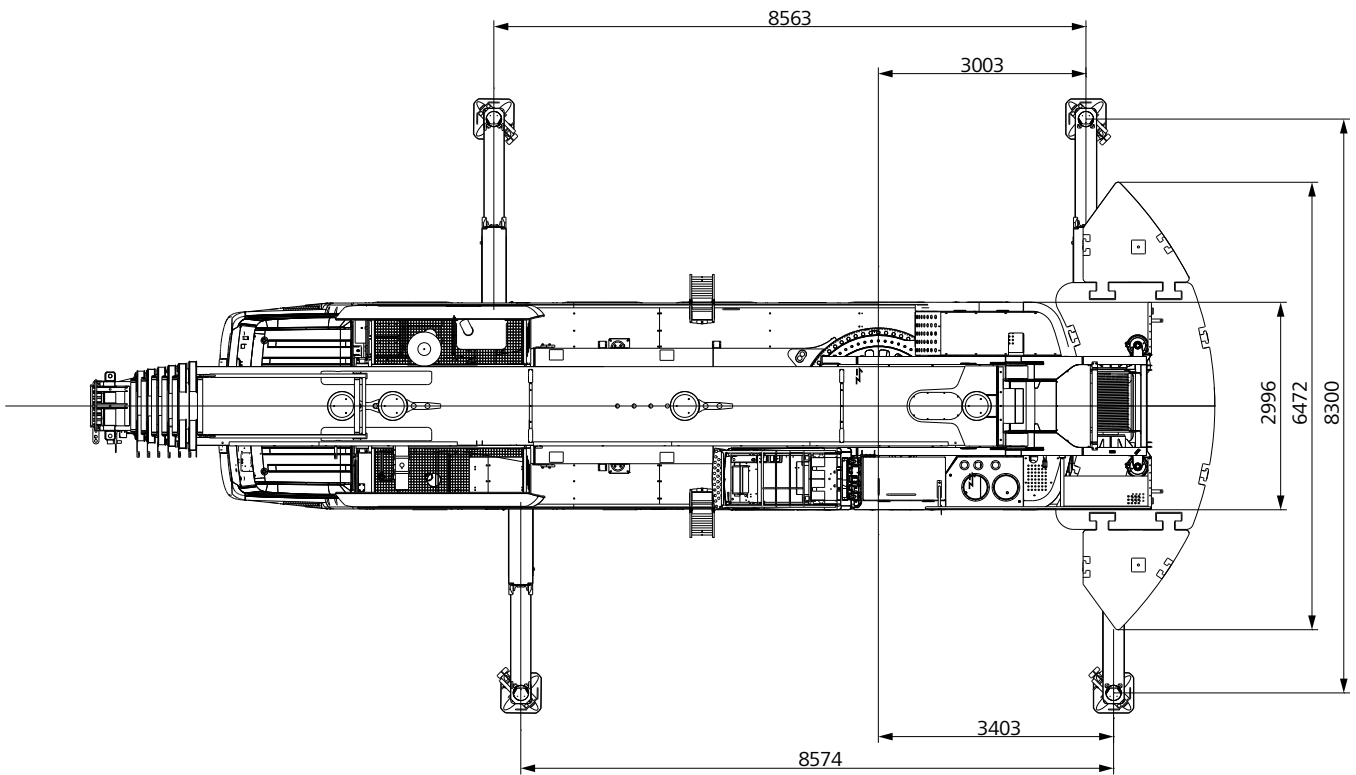
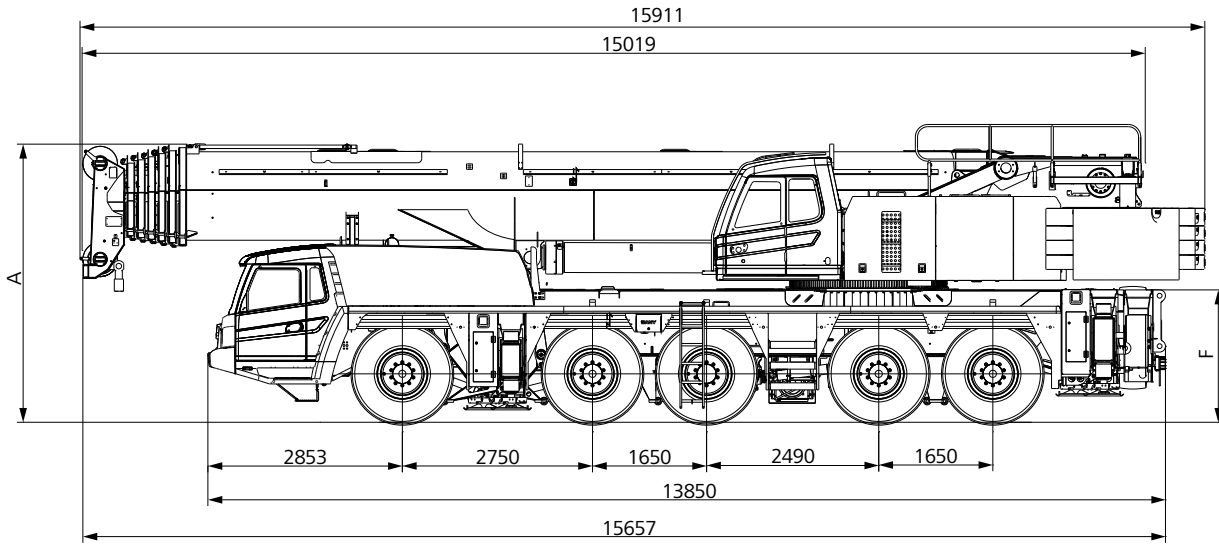
- The torque limiter calculation system is established based on the lifting model. Through the on-line no-load calibration, the rated lifting accuracy is  $\pm 5\%$ , providing the all-round protection for the lifting operation. When the overload operation is performed, the system automatically provides the alarm to safeguard the operation.
- Hydraulic system is configured with the hydraulically balanced valve, overflow valve and two-way hydraulic lock etc., to ensure stable and reliable operation.
- Main and auxiliary winches are equipped with three-wrap rope protector. Boom and jib ends are equipped with height limiters respectively to prevent the overfall and overwind of wire rope.
- Length, angle and pressure sensors are configured to display the real-time operating status of crane, and automatically cut off the dangerous action and sound the buzzer.

## GCP System

- The remote monitoring and management system, the first of its kind in the country, has the strong acquisition function for operating conditions and parameters, and can implement the remote fault diagnosis and management.
- Customers can monitor the operation of equipment, and query/order the accessories.



# Overall Dimensions



## Technical Parameters

Type	Item	Unit	Value	
Dimensions	Overall length	mm	15100	
	Overall width	mm	3000	
	Overall height	mm	4000	
	Wheel base	Wheel base – 1, 2	mm	2750
		Wheel base – 2, 3	mm	1650
Wheel base – 3, 4		mm	2490	
Wheel base –4, 5		mm	1650	
Weight	Overall weight	kg	60000	
	Load	Axle load – 1, 2	kg	12000
		Axle load – 3, 4, 5	kg	12000
Power	Max. engine power	OM460LA.E3A		
	Rated power	kW/rpm	360 /1800	
	Rated torque	N.m/rpm	2200/1300	
	Emission standard	-	Euro III	
Traveling	Max. traveling speed	km/h	85	
	Turning radius	Min. turning radius	m	10
		Min. turning radius of boom head	m	12
	Wheel mode	-	10×8×8	
	Min. ground clearance	mm	325	
	Approach angle	°	20	
	Departure angle	°	17	
	Max. gradeability	%	58%	
	Fuel consumption per 100km	L	≤ 80	
Performance specifications	Operating temperature range	°C	- 25~ + 40	
	Min. rated radius	m	3	
	Tail slewing radius of turntable	m	4.85	
	Boom sections	-	7	
	Boom shape	-	U-shaped	
	Max. lifting torque	Base boom	kN·m	6664
		Fully-extended boom	kN·m	3390
		Fully-extended boom and jib	kN·m	952
	Boom length	Base boom	m	13.1
		Fully-extended boom	m	68
		Fully-extended boom and jib	m	105
Outrigger span(Longitudinal/Transversal)	m	8.3×8.5		
Mounting angle of jib	°	0/20/40		
Working speed	Max. single rope lifting speed of main winch (no load)	m/min	130	
	Max. single rope lifting speed of main winch (full load)	m/min	45	
	Max. single rope lifting speed of auxiliary winch (no load)	m/min	130	
	Max. single rope lifting speed of auxiliary winch (full load)	m/min	45	
	Full extension and retraction time of boom	s	600 / 600	
	Full lifting/descending time of boom	s	60 / 90	
	Slewing speed	r/min	1.5	
Air conditioning	A/C in superstructure	-	Cooling and Heating	
	A/C in lower structure	-	Cooling and Heating	

## Technical Parameters



### Axle load

Axle	1	2	3	4	5	Overall mass
Axle load / t	12	12	12	12	12	60
Remarks	-					

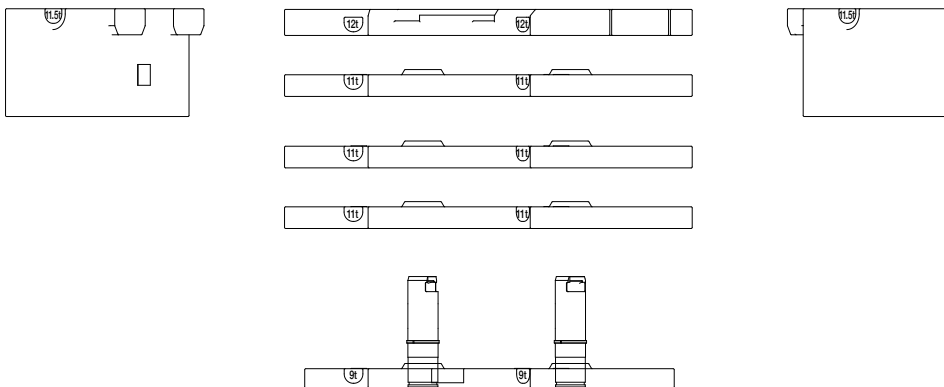


### Hook and multiplying power

Rated load/t	Pulleys	Number of parts of line	Hook weight/kg
125	7	15	1443
80	3	7	693
32	1	3	479
12.5	0	1	270

## Crane Introduction

No	Name	Manufacture
1	Engine	BENZ
2	Transmission	ZF
3	Axle 1	KESSLER
4	Axle 2	KESSLER
5	Axle 3	KESSLER
6	Axle 4	KESSLER
7	Axle 5	KESSLER
8	Tire	Techking
9	Piston pump	Rexroth
10	Winch motor	Rexroth\Kawasaki
11	Winch motor	Rexroth\Kawasaki



## Crane Introduction

### Crane frame

- Frame is of the box-shaped structure welded with the high-strength steel plates, with the strong carrying capacity.

### Chassis engine

- Model: Mercedes-Benz OM460LA. E3A.
- Type: Inline six-cylinder, water cooling, supercharged and mid-cooling, diesel engine.
- Rated power: 360kw/1800r/min.
- Environmental protection: emissions as per Euro III standard.
- Effective volume of fuel tank: 500L.

### Gearbox

- Gearbox: automatic transmission, with 12 forward gears and 2 reverse gears; the large speed ratio range applies to the low-speed climbing and the high-speed driving.

### Axle

- Full-axle steering, driven by axles 1, 2, 4 and 5, planetary transmission with interlocking differential lock for axles 1, 2, 4 and 5, hydraulic power steering system of linkage feedback for axles 1 and 2, and electro-hydraulic control steering for axles 3, 4 and 5; the speed control assistance and optional special steering facilitate the control and steering.

### Axle suspension

- All axles are equipped with the highly-adjustable oil-gas suspensions with the hydraulic lockout. Suspension height may be passively adjusted for  $\pm 150\text{mm}$ , with six modes such as the suspension, rigid lock, automatic leveling, overall-crane ascending and descending, single-point ascending and descending and three-axle lifting. It is able to apply to a variety of harsh conditions and road surfaces to ensure the riding comfort and ant-rollover stability.

### Tyre

- Techking, 10x16.00R25, radial-ply vacuum tyre.

### Brake system

- Parking brake: driven by the accumulator on the axles 2 to 5.
- Service brake: All wheels are equipped with air servo brakes and double-circuit brake system, and all wheels are equipped with drum brakes.
- Auxiliary brake: Engine is equipped with the brake, hydraulic retarder brake and exhaust brake which are able to decelerate in advance, reduce the wear and tear of brake parts and save the use of cost.

### Outrigger

- H-shaped telescopic outrigger, 4-point support, vertical/horizontal span of 8.5m x 8.3m, extension and retraction of full hydraulic level vertical outrigger cylinder; automatic level adjustment.

### Control system

- Modern data bus system, 24V DC power supply, one 180AH battery packs; power supply of lower structure may be cut off.
- Chassis is equipped with CAN bus system; multi-functional centralized display system; low power consumption, only 5w; four function keys in the user interface; LCD with the adjustable contrast.

## Crane Introduction

### Operating cab

- The ergonomic design independently developed by SANY, sliding door, safety glass, corrosion-resistant steel plate, softened interior trim, large interior space, panoramic sunroof, adjustable seats and other user-friendly designs as well as the air conditioning and electric wiper guarantee the more comfortable and easier operation; the torque limiter display achieves the organic combination of console and display system to monitor all the data of operating conditions.

### Boom system

- Boom: seven sections; base boom: 13.1m; fully-extended boom: 68m; lifting height of fully-extended boom: 68.5m; U-shaped and made of high-strength welding structural steel.
- Jib: five sections, respectively 12.2m, 22m, 29m, 36m and 43m; maximum lifting height with jib: 105m; mounting angles: 0°, 20° and 40°.
- Telescopic mechanism: single-cylinder plug extension and retraction, with the full extension and retraction duration only 660S; telescopic mechanism is simple, efficient, safe and reliable.

### Turntable structure

- Independently designed by SANY, the structure is more optimized and consists of fine grain high-strength steel.

### Hydraulic system of superstructure

- High-quality main oil pump, slewing pump, main valve, winch motor, balance valve and other key hydraulic components are adopted to ensure the stable and reliable hydraulic system; the operating performance is improved through the accurate parameter matching; the electric proportional variable displacement piston pump is used to achieve the real-time adjustment of pump displacement to achieve the high-precision flow control through the change of electric control handle without the energy loss; the dual-pump converging/dividing main valve is independently researched and developed, with higher efficiency of single-action dual-pump convergence and better control of combined dual-pump dividing operation.
- The self-weight luffing-down compensation hydraulic system has the more superior inching performance and stability.
- Boom is provided with the single-cylinder plug extension and retraction system.
- Optional configuration jib is equipped with the luffing cylinder to achieve the stepless luffing from 0° to 40°.
- The closed-type slewing system changes the flow and direction by adjusting the angle of variable pump swash plate, ensuring the superior inching performance and smooth slewing.
- Hydraulic oil tank capacity: 900L.

### Slewing system

- 360° rotation, with the maximum slewing speed of 1.5r/min; 1 closed proportional variable pump, 2 axial quantitative piston hydraulic motors; electric proportional closed hydraulic circuit and electric proportional pedal are able to achieve the emergency braking.

### Hoisting mechanism

- Main winch is equipped with the electric proportional variable motor with the excellent inching performance and stability, which is able to achieve the stepless speed change and is provided with the original closed-type slewing buffering system to improve the smoothness of slewing start and braking processes and the inching performance. The diameters of wire rope of main and auxiliary winches are both 22mm, and the lengths are 300m and 280m.

### Luffing mechanism

- Self-weight luffing-down is more energy efficient. Single cylinder in the front hinged support layout facilitates the luffing operation and improves the stress on the boom; with the electric proportional control balance valve, the luffing angle is from 0° to 82°.

### Safety device

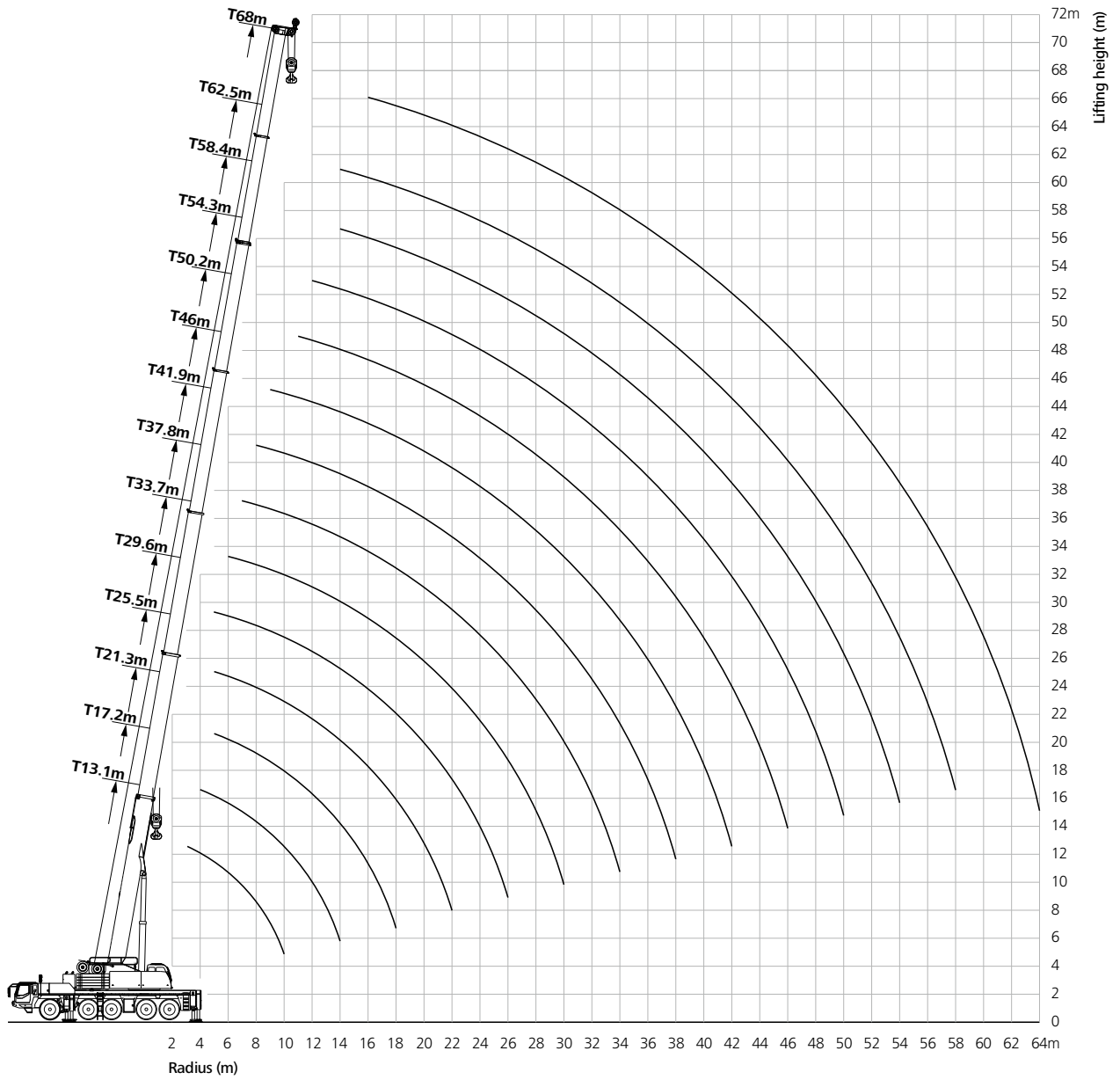
- Torque limiter: Based on the analytical mechanics method, the torque limiter calculation system based on the lifting force model is established. Through the on-line no-load calibration, the rated lifting accuracy is up to ±5%, providing the all-round protection for the lifting operation; in case of the overload operation, the system automatically gives alarm to provide the protection for the control operation.
- Hydraulic system is equipped with the hydraulically balanced valve, overflow valve and two-way hydraulic lock etc., to ensure stable and reliable operation.
- Main and auxiliary winches are equipped with three-wrap rope protector to prevent the overfall of wire rope.
- Boom and jib ends are equipped with height limiters respectively to prevent the overwind of wire rope.
- Boom end is equipped with an anemometer to detect whether the high altitude wind speed exceeds the allowable operating range.

### Counterweight

- Movable counterweight: 76.5t.

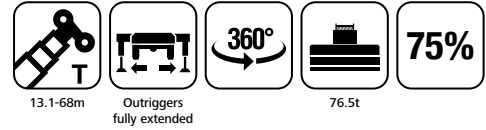


# Boom Operating Range



# Load Chart - Telescopic Boom

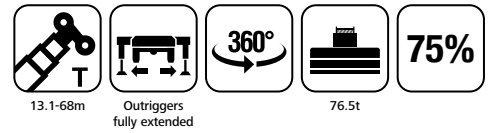
Unit: t



Radius (m)	13.1	17.2	17.2	17.2	21.3	21.3	21.3	21.3	25.5	25.5	25.5	25.5	29.6	29.6	29.6	29.6	33.7	33.7	33.7	33.7	Radius (m)	
3	220																					3
3.5	163	140	120	65																		3.5
4	150	140	120	60	140	115	70	50														4
4.5	140	138	110	55	137	105	68	47.8	110.0	93	48.9	49.5										4.5
5	135	127	105	52	128	100	65	45.5	108.0	88.8	45.8	46	90.0	85	50.7	41.9						5
6	115	113	100	50	110	95	60.6	40.7	105.0	76.8	40.3	41.1	85.0	78.2	44.5	36.8						6
7	97	98	95	48	95	85	55.1	36.4	97.0	68.6	36	36.7	82.0	69.8	39.8	32.9	70	66	68	67.5		7
8	85	86	80	45	85	80	50	33.6	85.0	61.3	32.7	33.4	80.0	63.4	35.6	29.9	65	62.3	64	61.3		8
9	75	76	70	40	74	70	45.7	30.4	73.0	56.5	29.6	30.2	75.0	57.5	32.8	27.1	62	56.4	61.8	55.6		9
10	68	70	68	38	66	65	42.2	28.5	65.0	51.2	27.3	27.9	68.0	53	29.7	25	60	52	57	50.4		10
11		60	62	35	60	58	38.9	26.3	58.0	47.2	25.2	25.7	60.0	48.9	27.4	23	58	48	52.6	46.4		11
12		55	56	33	54	55	36.4	24.7	53.0	44.3	23.6	24.1	55.0	45.8	25.2	21.2	56	45	49.3	42.8		12
14		45	47	31	47.5	48	32	21.7	45.0	38.2	20.4	20.8	48.5	39.6	21.8	18.3	48	38.9	43.3	37		14
16					37.8	38	28.5	19.6	39.6	34.1	18.2	18.6	40.5	35.3	19.4	16.3	41.4	34.6	38.6	32.4		16
18					31.5	33	25	15	33.1	30.3	16.2	16.8	33.9	32	17.2	14.6	34.8	30.3	34.4	28.3		18
20									28.1	27	14.7	15.2	28.9	29	15.5	13.2	31	27	30.6	25.2		20
22									25.0	25.5	13.2	13.8	27.0	26.2	14.1	12	27	24	27.7	22.9		22
24													25.0	23.8	12.8	10.8	24	21.8	25.1	20.4		24
26													22.0	22.5	12	9	22	19.7	23.2	18.4		26
28																	19	17.9	21.4	16.7		28
30																	17	15	18	14		30
32																	14.3	13	15	12		32
34																						34
36																						36
38																						38
40																						40
42																						42
44																						44
46																						46
48																						48
50																						50
52																						52
54																						54
56																						56
58																						58
60																						60
62																						62
II	0	46	0	0	46	0	0	0	46	92	0	0	46	92	0	0	46	92	0	46	0	II
III	0	0	0	0	46	46	0	0	46	46	0	0	46	46	0	0	46	92	46	92	0	III
IV	0	0	46	0	0	46	0	0	46	0	0	0	46	46	0	0	46	46	46	92	0	IV
V	0	0	0	0	0	0	0	0	0	0	0	0	46	0	92	0	46	0	46	0	0	V
VI	0	0	0	0	0	0	46	0	0	0	92	46	0	0	46	92	46	0	46	0	0	VI
VII	0	0	0	46	0	0	46	92	0	0	46	92	0	0	46	92	0	0	46	0	0	VII

# Load Chart - Telescopic Boom

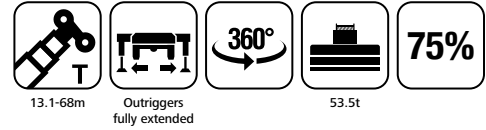
Unit: t



Radius (m)	37.9	37.9	37.9	37.9	41.9	41.9	41.9	41.9	46	46	46	46	50.2	50.2	50.2	54.3	54.3	58.4	58.4	62.5	68	Radius (m)	
3																							3
3.5																							3.5
4																							4
4.5																							4.5
5																							5
6																							6
7	54.5	52	48	39.5																			7
8	54.5	52	48	35.9																			8
9	52.0	50	46	33.1	43.4	42	37.7	29.9															9
10	50.0	48	45	30.5	43.4	42	35.3	27.6	34.5	32	30.9	28.5											10
11	46.0	44	42	28.6	42.0	41.3	33.1	25.4	34.5	32	29	27	30.3	28	26								11
12	44.0	40	39	26.3	39.2	38.7	31.5	23.8	34.0	31	27.2	25.5	30.0	28	26	25.0	21.4						12
14	42.0	38.9	38.4	23.2	37.0	33.5	28.2	21	31.0	30.5	23.9	22.8	28.0	25	23.4	24.0	19.3	20.5	17.8	16.5			14
16	39.0	34	33	20.3	34.0	29.8	25.5	18.7	29.0	27.2	21.3	20.6	25.0	23	21.2	23.0	17.5	20	17.5	16.5			16
18	34.1	29.8	29.4	18	30.0	26.5	23.6	16.6	27.0	24.2	19.3	18.7	23.0	22.1	19.3	21.5	15.8	20	17	16.5	14		18
20	32.0	26.5	25.7	16.4	26.4	23.6	21.3	14.8	25.0	21.9	17.2	17.2	22.0	20	17.4	20.0	14.6	18	16.8	16	14		20
22	28.0	24	23.3	14.8	25.0	21.4	19.7	13.4	23.0	19.9	15.6	15.9	20.0	18.1	15.8	18.0	14.5	17	16	15.5	14		22
24	24.0	21.8	20.8	13.4	23.0	19.4	18.1	12.2	21.2	18	14.3	14.7	18.0	16.4	14.6	17.0	14	16	15	15	13.7		24
26	22.0	19.7	18.8	12.4	20.0	17.6	17	11.2	20.0	16.3	13	13.5	17.0	15.2	13.2	16.0	13.5	15	14	14	12.9		26
28	19.0	17.9	17.1	11.2	18.0	15.9	15.7	10.2	18.0	15	12	12.5	16.0	14	12.3	15.0	13	14	13	13	12.1		28
30	17.0	16.5	15.7	10.5	17.0	14.7	15	9.5	16.0	13.9	10.9	11.5	14.8	12.9	11.3	14.0	12.5	13	12	12	11.3		30
32	15.0	14.9	14.3	9.7	15.0	13.5	14.5	8.8	14.0	12.6	10.2	10.8	13.5	11.9	10.4	13.0	12	12.5	11.5	11.5	10.5		32
34	13.0	12	11	8	14.0	12.5	14	8.1	12.0	11.8	9.2	10.1	12.0	10.9	9.6	10.8	11.5	11.5	11	11	9.9		34
36					13.0	11.5	13.5	7.6	11.5	10.7	8.7	9.5	11.5	10.1	9	11.5	11	11.2	10.5	10.5	9.3		36
38					12.0	10.5	13	6	11.0	10	8	8.9	10.8	9.3	8.3	10.5	10.2	10.5	10.2	10	8.7		38
40									10.5	9.2	7.5	8.3	10.2	8.7	7.7	10.0	10	9.3	9	9.3	8.3		40
42									9.5	8	6.5	7.5	9.2	7.9	7.2	9.0	9.4	9	8.5	9.1	7.8		42
44													8.5	7.4	6.6	8.5	9	8	7.9	8.5	7.3		44
46													8.0	7	6	8.0	8.5	7.5	7.5	8	6.9		46
48																7.0	7.5	7	7.2	7	6.5		48
50																6.5	7	6.5	7	6.5	6.1		50
52																6.0	6.5	6	6.5	6	5.6		52
54																		5.5	6	5.5	5.1		54
56																		5	5.5	5	4.7		56
58																				4.5	4.2		58
60																					4		60
62																					3.5		62
II	46	92	92	0	92	92	46	0	92	92	46	46	92	92	46	92	46	92	46	92	100		II
III	46	46	92	0	46	92	46	0	92	92	46	46	92	92	92	92	46	92	92	92	100		III
IV	46	46	46	46	46	92	46	92	46	92	92	46	92	92	92	92	92	92	92	92	100		IV
V	46	46	46	46	46	46	46	92	46	46	92	46	46	92	92	92	92	92	92	92	100		V
VI	46	46	0	92	46	0	46	92	46	46	92	92	46	46	92	46	92	92	92	92	100		VI
VII	46	0	0	92	46	0	92	46	46	0	0	92	46	0	0	46	92	46	92	92	100		VII

# Load Chart - Telescopic Boom

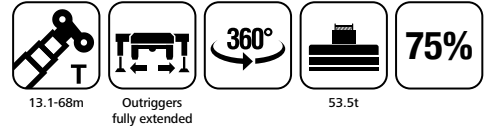
Unit: t



Radius (m)	13.1	17.2	17.2	17.2	21.3	21.3	21.3	21.3	25.5	25.5	25.5	25.5	29.6	29.6	29.6	29.6	33.7	33.7	33.7	33.7	Radius (m)	
3	180.0																					3
3.5	163.0	140.0	110.0	60.0																		3.5
4	150.0	140.0	110.0	55.0	140.0	105.0	68.0	50.0														4
4.5	140.0	135.0	105.0	52.0	135.0	100.0	65.0	47.8	108.0	85.0	48.9	49.0										4.5
5	130.0	122.0	100.0	50.0	125.0	95.0	60.0	45.5	105.0	80.8	45.8	46.0	90.0	80.0	48.7	41.9						5
6	110.0	107.0	95.0	48.0	105.0	90.0	58.6	40.7	103.0	70.8	40.3	41.1	83.0	75.2	42.5	36.8						6
7	90.0	89.0	80.0	45.0	87.0	80.0	52.1	36.4	86.0	65.6	36.0	36.7	80.0	65.8	39.8	32.9	68.0	63.0	65.0	60.0		7
8	80.0	80.0	70.0	40.0	80.0	70.0	48.0	33.6	78.0	58.3	32.7	33.4	75.0	63.4	35.6	29.9	63.0	60.0	62.0	58.0		8
9	70.0	68.0	60.0	38.0	70.0	60.0	42.7	30.4	68.0	53.5	29.6	30.2	65.0	55.5	32.8	27.1	60.0	56.4	57.8	52.6		9
10	60.0	60.0	55.0	35.0	62.0	55.0	38.2	28.5	62.0	51.2	26.3	27.0	60.0	50.0	28.7	25.0	58.0	52.0	55.0	50.4		10
11		58.0	50.0	33.0	55.0	50.0	34.3	26.3	55.0	45.2	24.2	24.7	55.0	45.9	26.4	23.0	55.0	48.0	50.6	48.0		11
12		55.0	45.0	28.0	48.0	45.0	33.0	23.7	48.5	40.3	21.6	22.1	50.0	40.8	23.2	21.2	50.0	45.0	47.3	40.8		12
14		42.0	40.0	25.0	38.0	37.0	29.0	20.7	38.5	34.2	19.4	20.0	38.5	36.6	20.8	17.3	38.0	35.9	37.3	34.0		14
16					30.0	31.0	25.0	17.6	31.5	30.1	17.2	17.6	36.5	33.3	18.4	15.3	34.0	31.6	33.6	31.4		16
18					28.0	28.5	20.0	13.5	26.0	26.0	15.2	15.8	30.0	28.0	16.2	13.6	28.0	26.0	30.4	28.3		18
20									22.5	23.0	12.7	13.5	25.0	24.0	14.5	12.2	24.0	22.5	23.6	21.2		20
22									19.0	20.0	11.0	11.8	21.0	21.0	12.1	11.0	20.0	19.0	20.0	18.9		22
24													19.0	18.0	10.8	9.8	18.0	17.8	18.1	17.4		24
26													16.0	15.5	10.0	8.0	15.0	15.5	17.2	15.4		26
28																	14.0	13.5	16.0	13.7		28
30																	12.0	11.8	14.0	12.0		30
32																						32
34																						34
36																						36
38																						38
40																						40
42																						42
44																						44
46																						46
48																						48
50																						50
52																						52
54																						54
56																						56
58																						58
60																						60
62																						62
II	0	46	0	0	46	0	0	0	46	92	0	0	46	92	0	0	46	92	0	46	II	
III	0	0	0	0	46	46	0	0	46	46	0	0	46	46	0	0	46	92	46	92	III	
IV	0	0	46	0	0	46	0	0	46	0	0	0	46	46	0	0	46	46	46	92	IV	
V	0	0	0	0	0	0	0	0	0	0	0	0	46	0	92	0	46	0	46	0	V	
VI	0	0	0	0	0	0	46	0	0	0	92	46	0	0	46	92	46	0	46	0	VI	
VII	0	0	0	46	0	0	46	92	0	0	46	92	0	0	46	92	0	0	46	0	VII	

# Load Chart - Telescopic Boom

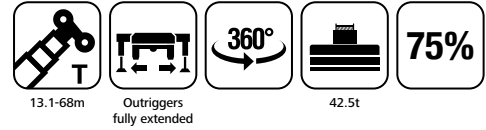
Unit: t



Radius (m)	37.9	37.9	37.9	37.9	41.9	41.9	41.9	41.9	46.0	46.0	46.0	46.0	50.2	50.2	50.2	54.3	54.3	58.4	58.4	62.5	68.0	Radius (m)	
3																							3
3.5																							3.5
4																							4
4.5																							4.5
5																							5
6																							6
7	54.5	50.0	48.0	39.5																			7
8	54.5	50.0	48.0	35.9																			8
9	52.0	50.0	46.0	33.1	43.4	42.0	37.7	27.0															9
10	49.0	48.0	45.0	30.5	42.4	40.0	35.3	25.6	34.5	32.0	30.9	28.5											10
11	46.0	44.0	40.0	28.6	40.0	38.3	33.1	23.4	34.5	32.0	29.0	27.0	30.3	28.0	26.0								11
12	44.0	40.0	35.0	26.3	38.2	35.7	31.5	21.8	33.0	31.0	27.2	25.5	28.5	28.0	26.0	25.0	21.4						12
14	40.0	33.9	30.0	23.2	37.0	33.5	28.2	20.0	31.0	30.5	23.9	22.8	28.0	25.0	23.4	23.0	19.3	20.5	17.8	16.5			14
16	33.0	30.0	26.0	20.3	32.0	27.8	24.5	18.7	29.0	27.2	21.3	20.6	25.0	23.0	21.2	22.0	17.5	20.0	16.3	16.5			16
18	28.0	25.0	23.0	17.0	26.2	22.5	21.6	16.6	25.5	24.2	19.3	18.7	23.0	22.1	19.3	21.0	15.8	19.0	15.0	16.5	14.0		18
20	23.0	22.0	20.0	15.4	22.4	20.6	20.3	14.8	22.0	21.9	17.2	17.2	22.0	20.0	17.4	20.0	14.6	18.0	13.8	16.0	14.0		20
22	19.5	19.0	18.0	13.8	19.4	19.0	18.0	13.4	18.5	19.9	15.6	15.9	18.0	18.1	15.8	18.0	13.2	17.0	12.8	15.5	14.0		22
24	17.1	18.8	17.5	12.4	16.8	17.0	17.5	11.2	16.0	17.0	14.3	14.7	16.0	16.4	14.6	16.0	12.2	16.0	11.8	15.0	13.7		24
26	14.5	16.7	16.0	11.4	14.7	15.6	16.0	10.2	15.0	15.5	13.0	13.5	15.0	15.2	13.2	15.0	11.2	15.0	10.9	14.0	12.9		26
28	13.0	14.9	15.5	10.2	13.0	13.9	14.7	9.5	13.5	14.0	12.0	12.5	13.0	14.0	12.3	13.0	10.4	13.0	10.1	13.0	12.1		28
30	11.5	12.5	13.0	9.5	12.0	12.0	14.0	9.0	12.5	13.0	10.9	11.5	12.0	12.9	11.3	12.0	9.7	12.0	9.5	12.0	11.3		30
32	10.5	10.9	11.3	8.7	11.0	11.0	13.0	8.5	11.5	11.3	10.2	10.8	11.0	11.4	10.4	11.0	8.9	11.0	8.9	10.5	10.5		32
34	9.5	10.0	10.5	7.0	10.0	9.5	11.8	7.1	10.5	10.1	9.2	10.1	10.0	10.2	9.6	10.5	8.4	10.0	8.3	9.0	9.0		34
36					9.5	8.5	10.6	6.6	9.5	9.0	8.7	9.5	9.5	9.1	9.0	9.0	7.9	9.0	7.7	8.0	8.0		36
38					8.5	7.5	9.5	5.0	8.5	8.0	7.5	8.0	8.5	8.2	8.3	8.5	7.2	8.0	7.2	7.5	7.0		38
40									7.5	7.0	6.5	7.3	7.6	7.3	7.7	7.8	6.8	7.5	6.7	7.0	6.5		40
42									6.5	6.2	5.5	6.5	6.8	6.5	7.2	7.0	6.4	7.0	6.3	6.5	6.0		42
44														6.0	5.8	6.0	6.0	6.0	6.5	5.9	6.0	5.5	44
46														5.2	5.0	5.5	5.5	5.6	6.0	5.5	5.5	5.0	46
48																	5.0	5.2	5.0	5.2	5.0	4.5	48
50																	4.5	5.0	4.5	4.9	4.5	4.0	50
52																	4.0	4.5	4.0	4.6	4.0	3.5	52
54																		3.5	4.0	3.0	3.0		54
56																		3.0	3.5	2.5	2.5		56
58																				2.0	2.0		58
60																					1.8		60
62																					1.5		62
II	46	92	92	0	92	92	46	0	92	92	46	46	92	92	46	92	46	92	46	92	100	II	
III	46	46	92	0	46	92	46	0	92	92	46	46	92	92	92	92	46	92	92	92	100	III	
IV	46	46	46	46	46	92	46	92	46	92	92	46	92	92	92	92	92	92	92	92	100	IV	
V	46	46	46	46	46	46	46	92	46	46	92	46	46	92	92	92	92	92	92	92	100	V	
VI	46	46	0	92	46	0	46	92	46	46	92	92	46	46	92	46	92	92	92	92	100	VI	
VII	46	0	0	92	46	0	92	46	46	0	0	92	46	0	0	46	92	46	92	92	100	VII	

# Load Chart - Telescopic Boom

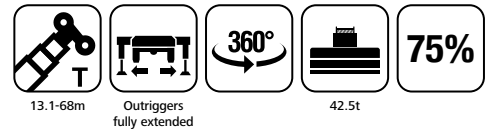
Unit: t



Radius (m)	13.1	17.2	17.2	17.2	21.3	21.3	21.3	21.3	25.5	25.5	25.5	25.5	29.6	29.6	29.6	29.6	33.7	33.7	33.7	33.7	Radius (m)	
3	180																					3
3.5	163	140	105	60																		3.5
4	150	140	105	55	140	100	65	48														4
4.5	135	130	100	52	128	95	62	45.8	108	80	45.9	45										4.5
5	120	118	98	50	116	90	60	42.5	105	75.8	43.8	43	90	75	45.7	40						5
6	100	98	95	48	98	88	55.6	38.7	97	70.8	38.3	40.1	83	65.2	40.5	36.8						6
7	85	83	80	45	82	78	50.1	35.4	81.5	65.6	34	36.7	80	60.8	35.8	32.9	68	60	62	58		7
8	75	72	70	40	71	65	45	31.6	70	58.3	30.7	33.4	69	55.4	32.6	29.9	63	58	60	55		8
9	65	63	60	36	62	60	40.7	28.4	61	51.5	27.6	28.2	60	50.5	30.8	27.1	58	52.4	54.8	50.6		9
10	56	55	55	32	53	50	35.2	26.5	53	48.2	24.3	26	52	45	27.7	25	50	48	50	48.4		10
11		46	48	30	45	45	31.3	24.3	46	44.2	22.2	23.7	45.5	40.9	25	23	45	43	45.6	45		11
12		40	42	25	39	40	30	22.7	40	38.3	20.6	21.1	41.2	36.8	21.2	20.5	43	40	42.3	40.8		12
14		32	35	22	32	33	26	20.7	35	32.2	18.4	19	35.5	31.6	18.8	16.3	35	32.9	35.3	32		14
16					28	29	22	16.6	29	28	16.2	17	28	25	16.4	14.3	27	25.6	28.6	26.4		16
18					24	25.5	18	13	23.5	22	14.2	14.8	24.5	23	14.2	12.6	23.5	21.5	25.4	23.3		18
20									19	20.5	11.7	12.5	20.5	21	12.5	11.2	20	18.5	19	20.2		20
22									17	17.5	10	10.8	17.5	17	11.1	10.5	16.5	17	18	16.9		22
24													14.5	14.5	9.8	8.8	15	14.8	17	15.4		24
26													13	11.5	8	7	13.5	12.5	15	13.4		26
28																	12	10.5	13	11.5		28
30																	11	9.5	12	10		30
32																						32
34																						34
36																						36
38																						38
40																						40
42																						42
44																						44
46																						46
48																						48
50																						50
52																						52
54																						54
56																						56
58																						58
60																						60
62																						62
II	0	46	0	0	46	0	0	0	46	92	0	0	46	92	0	0	46	92	0	46		II
III	0	0	0	0	46	46	0	0	46	46	0	0	46	46	0	0	46	92	46	92		III
IV	0	0	46	0	0	46	0	0	46	0	0	0	46	46	0	0	46	46	46	92		IV
V	0	0	0	0	0	0	0	0	0	0	0	0	46	0	92	0	46	0	46	0		V
VI	0	0	0	0	0	0	46	0	0	0	92	46	0	0	46	92	46	0	46	0		VI
VII	0	0	0	46	0	0	46	92	0	0	46	92	0	0	46	92	0	0	46	0		VII

# Load Chart - Telescopic Boom

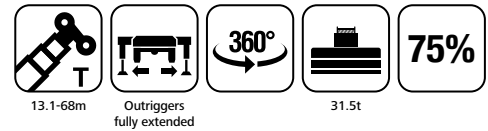
Unit: t



Radius (m)	37.9	37.9	37.9	37.9	41.9	41.9	41.9	41.9	46	46	46	46	50.2	50.2	50.2	54.3	54.3	58.4	58.4	62.5	68	Radius (m)		
3																							3	
3.5																								3.5
4																								4
4.5																								4.5
5																								5
6																								6
7	54.5	50	48	35.5																				7
8	54.5	50	46	32.9																				8
9	52	48	42	30.1	43.4	40	35.7	26																9
10	48	45	40	28.5	42.4	38	33.3	24.6	34.5	32	30	26.5												10
11	43	40	36	27.6	40	35.3	31.1	21.4	34.5	31	28	25	30.3	28	26									11
12	39.5	35	32.4	25.3	37.2	33.7	30.5	20.8	33	30	25.2	23.5	28.5	25	24	25	21.4							12
14	32.5	30.9	28.5	21.2	31	30.5	27.2	19.5	30	28.5	22.9	21.8	28	23	24.4	23	19.3	19	17	16.5				14
16	26	25	23	18.3	25.5	23.8	22.5	17.7	25	23.2	20.3	19.6	25	21	20.2	22	17.5	19	16.3	16.5				16
18	22.5	20	21	15.5	22	22.5	21.6	15.6	21.5	20.2	18.3	17.7	21	20.1	18.3	21	15.8	18.5	15	16.5	13.5			18
20	19	18	19	14.4	19	19.6	20.3	13.8	18.5	18.5	16.2	15.2	18.5	18	16.4	18	14.6	17.5	13.8	16	13.5			20
22	16	16.5	17.5	12.8	16	17	17.5	12.4	16.5	17.9	14.6	14.9	16	17.1	14.8	16	13.2	15.5	12.8	15.5	13.2			22
24	14.5	15.8	16.5	11.4	15	15.5	16.5	10.5	14.5	16	13.3	13.7	14	15.4	13.6	14	12.2	14	11.8	13.5	13			24
26	12	14.7	15	10.4	12.5	13.2	14	10	13.5	13.8	12.5	12.5	13	13.9	12.2	12.5	11.2	12	10.9	12	11.5			26
28	11.5	12.9	13.5	9.2	12	11.5	13.5	9	12.5	12	11.5	11.5	12	12.1	11.3	11.5	10.4	11	10.1	10.5	10			28
30	10.5	11.5	12	8.5	11	9.8	12	8.5	10.8	10.5	10.5	10.8	11	10.6	11	10	9.7	9.5	9.5	9	8.8			30
32	10	10.5	10.5	7.7	9.8	8.7	11	7.5	9.6	9.2	9.2	10	10	9.4	10	9	8.9	8.5	8.9	8	7.5			32
34	9	9.5	9	6	8.8	7.5	10	6.5	8.5	8.1	8.2	9	8.5	8.3	9	8	8.4	7.5	8	7	6.5			34
36					7.8	6.5	9	6	7.5	7	7.7	8.5	7.5	7.2	8.1	7	7.5	6.5	7	6	6			36
38					6.8	5.5	8	4.5	6.7	6.2	6.5	7.5	6.5	6.5	7.2	6	6.5	6	6.5	5	5			38
40									5.9	5.4	6	6.5	6	5.6	6.5	5.5	6.2	5	5.5	4.6	4.5			40
42									5.2	4.8	5	6	5.2	5	5.8	5	5.5	4.5	5	4	3.8			42
44													4.7	4.2	5.2	4.5	5	4	4.5	3.5	3.3			44
46													4.1	3.5	4.5	4	4.5	3.5	4	3	2.8			46
48																3.5	4	3	3.5	2.5	2.3			48
50																3	3.6	2.5	3	2	2			50
52																2.5	3	2	2.7	1.5	1.5			52
54																		1.8	2.2					54
56																		1.5	2					56
58																								58
60																								60
62																								62
II	46	92	92	0	92	92	46	0	92	92	46	46	92	92	46	92	46	92	46	92	100			II
III	46	46	92	0	46	92	46	0	92	92	46	46	92	92	92	92	46	92	92	92	100			III
IV	46	46	46	46	46	92	46	92	46	92	92	46	92	92	92	92	92	92	92	92	100			IV
V	46	46	46	46	46	46	46	92	46	46	92	46	46	92	92	92	92	92	92	92	100			V
VI	46	46	0	92	46	0	46	92	46	46	92	92	46	46	92	46	92	92	92	92	100			VI
VII	46	0	0	92	46	0	92	46	46	0	0	92	46	0	0	46	92	46	92	92	100			VII

# Load Chart - Telescopic Boom

Unit: t

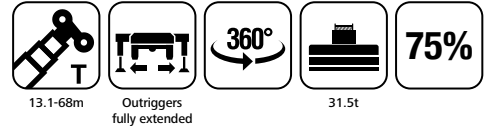


Radius (m)	13.1	17.2	17.2	17.2	21.3	21.3	21.3	21.3	25.5	25.5	25.5	25.5	29.6	29.6	29.6	29.6	33.7	33.7	33.7	33.7	33.7	Radius (m)	
3	180																						3
3.5	163	140	105	58																			3.5
4	150	140	105	53	140	100	65	48															4
4.5	135	130	100	50	128	95	62	45.8	103.5	80	45.9	45											4.5
5	120	118	98	48	116	90	60	42.5	103	75.8	43.8	43	87	75	45.7	40							5
6	96.4	96	95	45	95.1	88	55.6	37.7	95.8	70.8	35.3	40.1	79.8	65.2	40.5	36.8							6
7	81.4	81	78	43	80.2	75	50.1	34.4	80.8	65.6	33	36.7	77.5	60.8	35.8	32.9	66.2	60	58	56			7
8	70.2	69.8	67	38	68.9	63	44	30.6	69.5	58.3	30.7	32.4	68.1	55.4	32.6	29.9	61.2	58	55	52			8
9	61.5	61	58	36	60.2	58	40	27.4	59.9	51.5	26.6	27.2	58.2	50.5	30.8	26.1	57	52.4	50.8	45.6			9
10	53.9	53.1	54	34	51.8	48	34.2	25.5	51.7	48.2	23.3	25	50.6	45	26.7	24	49.8	48	45	40.4			10
11		44.8	45	32	43.5	44	30.3	23.3	44.4	42.2	21.2	22.7	44.5	40.9	24	21	44	41	38.6	35			11
12		38.4	39	26	37.2	37.5	29	21.5	38	37.3	20	20.1	39.9	36.8	20.2	18.5	41.5	38	32.3	30.8			12
14		29.7	30	23	31.2	31.5	25	19.5	28.4	29.2	17.4	18.5	30.8	29.6	17.8	14.3	33	28.9	25.3	24			14
16					23.9	25.3	21	15.6	21.2	22.2	15.2	16	23.9	22.5	15.4	13.3	24.6	22	22.6	20.4			16
18					19.4	20.4	17	12	16.5	17.5	13.2	12.8	19.3	18	13.2	11.6	19.9	17.5	19.4	18.3			18
20									13.1	14	10.7	11.5	15.8	14.5	11.5	10.2	16.4	14	17.5	14.8			20
22									10.4	11.5	9	9.5	13.1	11.8	10.1	9.5	13.7	11.5	15	11.9			22
24													10.9	9.5	9	7.8	11.5	9.2	12.5	9.8			24
26													9.2	7.8	7	6	9.9	7.8	11	8.4			26
28																	8.2	6.5	9.5	6.8			28
30																	7	5.2	8.2	5.5			30
32																							32
34																							34
36																							36
38																							38
40																							40
42																							42
44																							44
46																							46
48																							48
50																							50
52																							52
54																							54
56																							56
58																							58
60																							60
62																							62
II	0	46	0	0	46	0	0	0	46	92	0	0	46	92	0	0	46	92	0	46			II
III	0	0	0	0	46	46	0	0	46	46	0	0	46	46	0	0	46	92	46	92			III
IV	0	0	46	0	0	46	0	0	46	0	0	0	46	46	0	0	46	46	46	92			IV
V	0	0	0	0	0	0	0	0	0	0	0	0	46	0	92	0	46	0	46	0			V
VI	0	0	0	0	0	0	46	0	0	0	92	46	0	0	46	92	46	0	46	0			VI
VII	0	0	0	46	0	0	46	92	0	0	46	92	0	0	46	92	0	0	46	0			VII



# Load Chart - Telescopic Boom

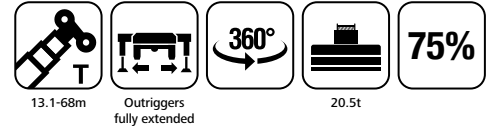
Unit: t



Radius (m)	37.9	37.9	37.9	37.9	41.9	41.9	41.9	41.9	46	46	46	46	50.2	50.2	50.2	54.3	54.3	58.4	58.4	62.5	68	Radius (m)	
3																							3
3.5																							3.5
4																							4
4.5																							4.5
5																							5
6																							6
7	54.5	50	48	35.5																			7
8	54.5	50	46	32.9																			8
9	52	48	42	30.1	43.4	40	35.7	26															9
10	46.8	45	40	28.5	41.4	38	33.3	24.6	34.5	32	30	26.5											10
11	43.5	40	36	27.6	39.4	35.3	31.1	21.4	34.1	31	28	25	28.5	28	26								11
12	39.1	35	32.4	25.3	36.8	33.7	30.5	20.8	32.6	30	25.2	23.5	28.3	25	24	23	21.4						12
14	32.1	30.9	28.5	21.2	30.2	28.5	27.2	19.5	29.1	28.5	22.9	21.8	26.8	23	24.4	22.8	19.3	18.8	17	15			14
16	25.7	25	23	18.3	24.9	22.8	22.5	17.7	24.4	23.2	20.3	19.6	23.9	21	20.2	21.8	17.5	18.8	16.3	15			16
18	21.1	20	19	15.5	19.9	18.5	19.6	15.6	19.1	19.2	18.3	17.7	19.3	18.1	18.3	19.2	15.8	18.3	15	15	13.4		18
20	17.6	17	16	14.4	16.4	14.6	16.3	13.8	15.4	15.5	16.2	15.2	15.7	15.5	15.4	16.3	14.6	16.2	13.8	15	13.1		20
22	14.9	14.5	13.5	12.8	13.6	12	14.5	12.4	13.1	12.9	13.6	12.9	13	13.1	13.8	13.5	13.2	13.5	12.8	13.8	12.8		22
24	12.7	12.5	12.5	11.4	11.4	10	12.5	10.5	10.9	10.5	11.5	11.7	10.8	11	11.6	11.2	12.2	11.7	11.8	12.1	11.5		24
26	10.3	10.5	10.5	10.2	9.5	8.6	10.5	9	8.8	8.8	9.8	10.5	9.2	9.2	9.8	9.3	11.2	9.9	10.5	10.3	10.3		26
28	9.5	9.2	8.5	9	8.4	6.9	9.5	8.5	7.5	7.5	8.5	9.5	8	7.2	8.3	8.1	9.4	8.3	9.1	8.8	8.7		28
30	8.3	8	7.5	8	7	5.8	8.2	8	6.2	6.2	7.2	8.5	6.9	6.5	7.2	7	8.2	7.2	8	7.5	7.4		30
32	7.2	7	6.5	7	6.1	4.8	7.2	7	5.5	5.2	6.2	7.5	5.8	5.5	6.3	6	7.2	6.3	7	6.6	6.3		32
34	6.3	6	5.8	5.5	5.2	3.5	6.3	6	4.5	4.3	5.5	6.5	4.8	4.8	5.4	5.4	6.5	5.5	6.2	5.8	5.3		34
36					4.5		5.5	5	3.5	3.8	4.8	5.8	4	4	4.6	4.5	5.6	4.8	5.5	5	5		36
38					3.8		5	3.5	3	3	4.2	5	3.5	3.2	4	3.8	4.8	4	4.8	4.3	4.3		38
40									2.5	2.5	3.5	4.3	3	2.5	3.4	3.1	4.2	3.5	4.2	3.8	3.8		40
42											3	3.5	2.5		2.8	2.5	3.8	3	3.6	3.2	3.2		42
44															2		3.2	2.5	3.2	2.8	2.8		44
46																	2.5		2.8	2.3	2.4		46
48																			2.5	2	2		48
50																							50
52																							52
54																							54
56																							56
58																							58
60																							60
62																							62
II	46	92	92	0	92	92	46	0	92	92	46	46	92	92	46	92	46	92	46	92	100	II	
III	46	46	92	0	46	92	46	0	92	92	46	46	92	92	92	92	46	92	92	92	100	III	
IV	46	46	46	46	46	92	46	92	46	92	92	46	92	92	92	92	92	92	92	92	100	IV	
V	46	46	46	46	46	46	46	92	46	46	92	46	46	92	92	92	92	92	92	92	100	V	
VI	46	46	0	92	46	0	46	92	46	46	92	92	46	46	92	46	92	92	92	92	100	VI	
VII	46	0	0	92	46	0	92	46	46	0	0	92	46	0	0	46	92	46	92	92	100	VII	

# Load Chart - Telescopic Boom

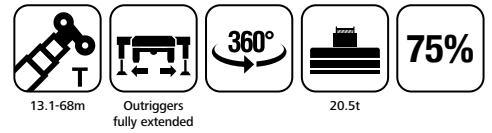
Unit: t



Radius (m)	13.1	17.2	17.2	17.2	21.3	21.3	21.3	21.3	25.5	25.5	25.5	25.5	29.6	29.6	29.6	29.6	33.7	33.7	33.7	33.7	Radius (m)	
3	180																					3
3.5	160	140	105	60																		3.5
4	140	125	105	55	135	100	62	45														4
4.5	125	125	100	52	122	95	58	43.8	103.5	80	43.9	40										4.5
5	110	110	90	50	109	90	55	40.5	103	75.8	40.8	38	87	70	42.7	38						5
6	90.5	90.2	85	45	88.8	78	52.6	35.7	83.1	70.8	36.3	33.1	77.5	65.2	38.5	34.8						6
7	76.4	70	70	40.5	69.9	65.5	48.1	32.4	66.3	60.6	32	30.7	63.5	60.8	33.8	30.9	58.7	50	48	55		7
8	57.6	53.6	54.5	37.2	54	55	43	28.6	54.6	50.3	28.7	25.4	52.8	50.4	30.6	27.9	51.6	48	46	50		8
9	46	43.2	44.2	33.5	43.7	42.5	38.7	26.4	46	43.5	25.6	23.2	45.5	42.5	28.8	25.1	46.6	42.4	40.8	35.6		9
10	38.5	35.7	36.5	31.5	36.6	38.6	32.2	24.5	41.6	38.2	22.3	20	43	40	25.7	23	40.7	38	35	32.4		10
11		30.8	32	30.5	30.9	33	28.6	22.3	34.7	34.2	20.2	18.7	37.9	35.9	23	21	36	32	30.6	28		11
12		26.5	27.5	25	26.8	28	26	20.7	30.1	30.3	18.6	17.1	33.8	30.8	20.2	18.5	32.1	30	28.3	24.8		12
14		20.8	21.3	22	20.9	22	24	18.7	21.1	22.5	16.4	15	22.9	21.6	16.8	15.3	25.1	22.9	22.3	20		14
16					16.5	17.8	20	14.6	15.8	16	14.2	14.5	17.5	16.5	14.4	13.3	19.2	16.6	18.6	16.4		16
18					13.2	14	16	11	12.9	12.3	12.2	11.8	14.6	13.2	12.2	11.6	15.3	13	16	14.3		18
20									9.6	10	10	10.5	11.8	10	10.5	10.2	12.7	10.5	14	11.2		20
22									7.3	8	8.5	8.5	9.4	8.5	9.1	9.5	10.6	8.5	11.5	9.5		22
24													7.4	6.8	7.8	8.2	8.8	6.5	10	7.4		24
26													6.1	5.5	6	6.5	7.3	5	8.5	6		26
28																	6	3.5	7	4.5		28
30																	4.9	2	5.5	3.8		30
32																						32
34																						34
36																						36
38																						38
40																						40
42																						42
44																						44
46																						46
48																						48
50																						50
52																						52
54																						54
56																						56
58																						58
60																						60
62																						62
II	0	46	0	0	46	0	0	0	46	92	0	0	46	92	0	0	46	92	0	46		II
III	0	0	0	0	46	46	0	0	46	46	0	0	46	46	0	0	46	92	46	92		III
IV	0	0	46	0	0	46	0	0	46	0	0	0	46	46	0	0	46	46	46	92		IV
V	0	0	0	0	0	0	0	0	0	0	0	0	46	0	92	0	46	0	46	0		V
VI	0	0	0	0	0	0	46	0	0	0	92	46	0	0	46	92	46	0	46	0		VI
VII	0	0	0	46	0	0	46	92	0	0	46	92	0	0	46	92	0	0	46	0		VII

# Load Chart - Telescopic Boom

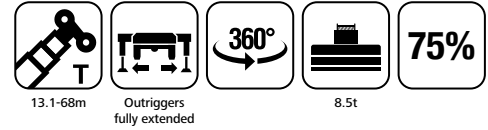
Unit: t



Radius (m)	37.9	37.9	37.9	37.9	41.9	41.9	41.9	41.9	46	46	46	46	50.2	50.2	50.2	54.3	54.3	58.4	58.4	62.5	68	Radius (m)	
3																							3
3.5																							3.5
4																							4
4.5																							4.5
5																							5
6																							6
7	54.5	50	45	35.5																			7
8	47.9	42	40	32.9																			8
9	43.5	38	35	30.1	39.2	35	32.7	26															9
10	38	35	32	27.5	35.5	30	28.3	24.6	33.9	30	28	26.5											10
11	33.6	31.2	30	26.6	31.4	28.3	26.1	21.4	30	28	26	25	28.5	28	26								11
12	30	28	25.4	23.3	28.4	25.7	24.5	20.8	26.8	24	22.2	20.5	26	25	24	23	21.4						12
14	24.3	22.3	20.5	18.2	24.4	22.5	20.2	18.5	21.7	20.5	18.9	17.8	21.4	20	18.4	20.9	19.3	18.8	17	15			14
16	20	18	17	16.3	19.3	17.8	16.5	15.7	18.9	18.2	16.3	15.6	18.8	18	17.2	18.4	17.5	17.2	16.3	15			16
18	16.4	15	14.5	13.5	16.1	14.5	14.6	13.6	15.4	14.2	15	14.7	14.9	15.1	13.3	15.6	15.8	15	11	14.6	13.4		18
20	13.3	12.5	13.5	12.4	12.3	10.8	13.3	12.8	12.7	11.5	13.2	13.2	12.1	12	12.4	12.3	12.6	12.4	12.8	12.4	12		20
22	11.1	10.5	10.5	10.8	10.6	8.5	11.5	10.4	10.3	9.9	10.6	11.9	10.1	9.5	10.8	10.3	10.2	10.5	10.8	10.6	10.3		22
24	9.2	9	9.5	8.4	8.6	7	9.5	10	8.4	8	9.3	9.7	8.2	7.8	9	8.7	9.2	8.5	9	9.1	8.8		24
26	7.8	7.5	8	7.4	7.1	5.5	8.5	9	6.8	6.5	7.5	8.5	6.8	6.5	7.5	7	8.5	7.6	8	7.8	7.6		26
28	6.5	6.2	6.5	6.2	5.7	4.5	7	8	5.5	5	6.5	7.5	5.5	5.5	6.3	5.8	7.5	6.3	7	6.7	6.5		28
30	5.5	5	5.5	5.5	4.6	3.5	6.2	7	4.8	4	5.5	6.2	4.5	4.5	5.3	5	6	5.2	6	5.6	5.6		30
32	4.8	4	4.5	4.7	3.7	3	5.5	6	4	3.5	4.5	5.5	3.5	3.5	4.5	4.2	5.5	4.3	5.2	4.7	4.7		32
34	3.8	3.5	3	3.5	2.9	2	4.5	5	3	2.8	4	4.8	3	2.8	3.5	3.5	4.8	3.5	4.6	3.9	3.9		34
36							3.5	4	2.5	2	3	4	2	2	3	2.8	4	2.8	4	3.2	3.2		36
38							2.5	3.5	2		2	3.5			2.5	2	3.2	2.2	3.4	2.6	2.5		38
40												3			2		2.5	1.5	2.8	2	2		40
42												2					2		2.3	1.5	1.5		42
44																			2	1.1	1.1		44
46																			1.5				46
48																							48
50																							50
52																							52
54																							54
56																							56
58																							58
60																							60
62																							62
II	46	92	92	0	92	92	46	0	92	92	46	46	92	92	46	92	46	92	46	92	100	II	
III	46	46	92	0	46	92	46	0	92	92	46	46	92	92	92	92	46	92	92	92	100	III	
IV	46	46	46	46	46	92	46	92	46	92	92	46	92	92	92	92	92	92	92	92	100	IV	
V	46	46	46	46	46	46	46	92	46	46	92	46	46	92	92	92	92	92	92	92	100	V	
VI	46	46	0	92	46	0	46	92	46	46	92	92	46	46	92	46	92	92	92	92	100	VI	
VII	46	0	0	92	46	0	92	46	46	0	0	92	46	0	0	46	92	46	92	92	100	VII	

# Load Chart - Telescopic Boom

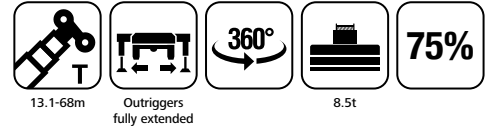
Unit: t



Radius (m)	13.1	17.2	17.2	17.2	21.3	21.3	21.3	21.3	25.5	25.5	25.5	25.5	29.6	29.6	29.6	29.6	33.7	33.7	33.7	33.7	Radius (m)	
3	175																					3
3.5	150	140	105	55																		3.5
4	135	130	105	52	130	100	60	45														4
4.5	118	116	100	50	115	95	58	42.8	103.5	75	43.9	40										4.5
5	103.5	103	95	48	99.8	85	55	40.5	91.5	70.8	40.8	35	81.6	55	42.7	38						5
6	75.8	67.8	65	45	62.8	65.5	50.6	35.7	60.1	60.8	35.3	32.1	60.5	50.2	38.5	34.8						6
7	55.3	45.1	48.5	40.3	44.7	46	45.1	33.4	42.8	40.6	32	30.7	45.6	42.8	33.8	30.9	45.1	42	40	38		7
8	36.8	36.2	37.5	36.5	34.7	36.5	38	30.6	32.2	32.3	28.7	26.4	35.9	32.4	30.6	28	35.2	31	35	32		8
9	28.8	29.1	30.5	31.2	27.3	29.2	31.7	26.4	24.5	25.5	25.6	24.2	28.2	26.5	28.8	25	28.8	25	30	25.6		9
10	23.2	23.4	25	26	22.3	23.3	26.2	24.5	20.6	20	22.3	21	23.5	21.5	25.7	22	23.7	20.7	25	21.4		10
11		19.1	21.5	22	18.4	20	22.3	22.3	16.7	17	20.2	20	19.4	17.9	22	20	19.6	17	20.6	17.5		11
12		15.6	18	19	15.5	17	19.3	18.7	14.2	14.5	18.6	18	16.4	15	18.2	17.5	16.1	14	18	14.8		12
14		10.9	13	14.5	11.1	12.8	14.5	15.7	9.6	10	14.4	15	12.1	10.5	14.8	14.3	11.8	9.9	13.3	10.8		14
16					8.5	9.5	11.5	12.6	6.6	7	11.8	11.6	9.1	7.5	11.4	12.3	9.4	7	10.5	8		16
18					6.5	7.5	9.2	8	4.4	5	9.2	9.8	6.8	5.5	9.2	10	7.1	5	8.5	6		18
20									3	3	7.7	7.5	5.3	4	7.5	8.2	5.6	3.5	7	4.5		20
22											6	6.8	3.4	2.5	6.1	7	4	2.5	5.5	3		22
24															4.8	5.5	3		4.5			24
26															3.5	4	2		3.5			26
28																						28
30																						30
32																						32
34																						34
36																						36
38																						38
40																						40
42																						42
44																						44
46																						46
48																						48
50																						50
52																						52
54																						54
56																						56
58																						58
60																						60
62																						62
II	0	46	0	0	46	0	0	0	46	92	0	0	46	92	0	0	46	92	0	46	II	
III	0	0	0	0	46	46	0	0	46	46	0	0	46	46	0	0	46	92	46	92	III	
IV	0	0	46	0	0	46	0	0	46	0	0	0	46	46	0	0	46	46	46	92	IV	
V	0	0	0	0	0	0	0	0	0	0	0	0	46	0	92	0	46	0	46	0	V	
VI	0	0	0	0	0	0	46	0	0	0	92	46	0	0	46	92	46	0	46	0	VI	
VII	0	0	0	46	0	0	46	92	0	0	46	92	0	0	46	92	0	0	46	0	VII	

# Load Chart - Telescopic Boom


Unit: t



Radius (m)	37.9	37.9	37.9	37.9	41.9	41.9	41.9	41.9	46	46	46	46	50.2	50.2	50.2	54.3	54.3	58.4	58.4	62.5	68	Radius (m)	
3																							3
3.5																							3.5
4																							4
4.5																							4.5
5																							5
6																							6
7	47	45	35	30																			7
8	36.9	35	30	28																			8
9	29	28	28	26.1	27.3	25	28.7	25															9
10	24.3	23	23	22.5	23	20	23.3	22.6	22.4	21	21	20.5											10
11	20.3	19.5	19.5	18.6	18.2	16.8	20.1	20.4	18.8	18	20	18	19.1	18	19								11
12	17	16.5	16.4	16.3	16	14	17.5	18.8	15.8	15	16.2	16.5	16.5	15	16.5	16	17.4						12
14	12.8	12.5	12.5	12.2	12.2	10.5	13.2	14.5	11.4	10.8	12.9	13.8	11.9	10.9	12.4	12.2	13.3	11.9	13	13			14
16	9.8	9.7	9.5	9.5	9.2	7.8	10.5	11.7	8.9	8.2	10	10.6	9.2	8.2	9.2	9.2	10.5	9.2	10.5	10.1			16
18	7.8	8.2	7.5	7.5	7	5.8	8	9	6.6	6.2	7.5	8.5	6.8	6.1	7.1	6.7	8.2	6.8	7.8	7.8	7.5		18
20	6	6.5	6	5.7	5.4	4.2	6.3	7.5	5.1	4.5	6	7	5	4.8	5.5	5.4	6.8	5.5	6	6	5.7		20
22	4.8	5	4.5	4.8	4	3	5	6.2	3.5	3.5	4.5	5.5	4	3.6	4	4	5.5	4	5	4.4	4.2		22
24	3.5	4	3.5	4	3		3.5	5	2.5	2	3.5	4.5	3	2.5	3	3	4.5	3	3.5	3.5	3.5		24
26	2.5	3		2.5				4			2.5	3.5	2		2	2	3.5	2	2.5	2.7	2.5		26
28								3				2.5					2.5						28
30																							30
32																							32
34																							34
36																							36
38																							38
40																							40
42																							42
44																							44
46																							46
48																							48
50																							50
52																							52
54																							54
56																							56
58																							58
60																							60
62																							62
II	46	92	92	0	92	92	46	0	92	92	46	46	92	92	46	92	46	92	46	92	100	II	
III	46	46	92	0	46	92	46	0	92	92	46	46	92	92	92	92	46	92	92	92	100	III	
IV	46	46	46	46	46	92	46	92	46	92	92	46	92	92	92	92	92	92	92	92	100	IV	
V	46	46	46	46	46	46	46	92	46	46	92	46	46	92	92	92	92	92	92	92	100	V	
VI	46	46	0	92	46	0	46	92	46	46	92	92	46	46	92	46	92	92	92	92	100	VI	
VII	46	0	0	92	46	0	92	46	46	0	0	92	46	0	0	46	92	46	92	92	100	VII	

# Load Chart - Telescopic Boom

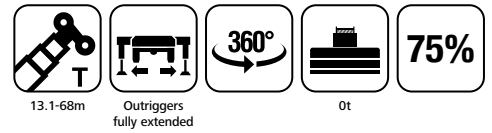
Unit: t



Radius (m)	13.1	17.2	17.2	17.2	21.3	21.3	21.3	21.3	25.5	25.5	25.5	25.5	29.6	29.6	29.6	29.6	33.7	33.7	33.7	33.7	33.7	Radius (m)	
3	165																						3
3.5	145	140	105	55																			3.5
4	125	125	100	52	115	90	60	45															4
4.5	110	106	95	50	90	85	22	40.8	82	60	42.9	40											4.5
5	100	85	85	45	75	70	50	38.5	70	55.8	40.8	38	65	55	36.7	34							5
6	65	52	55	42	52	50	45.6	35.7	50	50.8	36.3	34.1	50	48.2	34.5	32.8							6
7	45	35	40	40	37	35	38.5	32.4	35	34.6	32	30.7	35	33.8	32.8	30.9	38	30	28	26			7
8	30	28	30	32	28	29	32.4	30.6	26	26.3	28.7	26.4	26	25.4	30.6	28.9	28	26	26	24			8
9	25	22	25	26	22	23.5	26.7	26.4	20	20.5	26.6	24.5	20.1	19.5	24	25	21.5	20.4	24.8	20.6			9
10	20	18	20	21	18	19	22	21.5	16	16.2	20.3	20.3	16.5	15	20.5	20	18.5	16.3	20	16.4			10
11		15	16	18	14	15.5	19	18.3	12.5	13.2	18.2	18.6	13.5	12.3	17.5	17	15.5	13.5	16.6	14.5			11
12		12	14	15	12	13	16	15.7	10	10.8	15.6	15.5	11	9.8	14.8	15.5	13.2	11	14.5	11.8			12
14		8	10	11	8	9.5	12	11.7	7	7.2	12.4	11.8	8	6.8	11.5	11.8	9.5	7.5	11	8.2			14
16					5	7	9	9.6	4	5.2	9.2	10	5.5	4.5	9	9.3	6.8	5	8.5	6			16
18					3	5	7	7.5	2.5	3	7.2	7.5	3.5	3	7	7.5	5	3	6.8	4			18
20											5	6	2.5	1.5	5	5.5	3.5	2	5.5	2.5			20
22											3.5	4			4	4.5	2.5		4				22
24															3	3.5			2.5				24
26																2.5							26
28																							28
30																							30
32																							32
34																							34
36																							36
38																							38
40																							40
42																							42
44																							44
46																							46
48																							48
50																							50
52																							52
54																							54
56																							56
58																							58
60																							60
62																							62
II	0	46	0	0	46	0	0	0	46	92	0	0	46	92	0	0	46	92	0	46	0	46	II
III	0	0	0	0	46	46	0	0	46	46	0	0	46	46	0	0	46	92	46	92	46	92	III
IV	0	0	46	0	0	46	0	0	46	0	0	0	46	46	0	0	46	46	46	92	46	92	IV
V	0	0	0	0	0	0	0	0	0	0	0	0	46	0	92	0	46	0	46	0	46	0	V
VI	0	0	0	0	0	0	46	0	0	0	92	46	0	0	46	92	46	0	46	0	46	0	VI
VII	0	0	0	46	0	0	46	92	0	0	46	92	0	0	46	92	0	0	46	0	46	0	VII

# Load Chart - Telescopic Boom

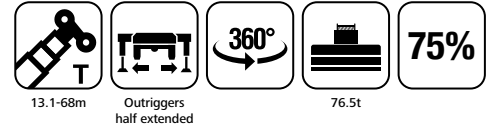
Unit: t



Radius (m)	37.9	37.9	37.9	37.9	41.9	41.9	41.9	41.9	46	46	46	46	50.2	50.2	50.2	54.3	54.3	58.4	58.4	62.5	68	Radius (m)	
3																							3
3.5																							3.5
4																							4
4.5																							4.5
5																							5
6																							6
7	37	30	28	26																			7
8	30.2	28	26	24																			8
9	23.5	23	20	22	22	20	21	20															9
10	20	19	16	18	18	16	20	18.5	18	18	18	16.5											10
11	16	16	14	15.5	15	14	16.5	16.5	15	14.5	16	15	14.5	14	15								11
12	13.5	13.5	10	13.4	12.5	11	14	13.5	12.5	11.5	13	13.5	12.5	11.5	13	12.5	12						12
14	10.5	10	8	9.5	9	8	10.5	10	9	8.5	10	10.7	9	8.5	9	9	10.3	9	10	13			14
16	7.5	7.5	6.5	7.8	7	5.5	7.8	8.5	7	6	7.5	8.6	6.5	6	7	6.5	8	7	8	10.1			16
18	6	6	5	5.8	5	4	6.5	7	5	4	5.5	6.5	4.5	4.5	5	5	6.5	5	6	7.8	7.5		18
20	4	4.5	3.5	4	3.5	2.5	5	5.5	3.5	3	3.5	5	3	3.5	3.5	3.5	4.5	3.5	4.5	6	5.7		20
22	2.5	3	2.5	3	2.5		3.5	4.5	2.5	2	2.5	3.5	2	2.5	2.5	2.5	3.5	2.5	3.5	4.4	4.2		22
24		1.5	1.6	2			2.5	3.5				2.5					2.5		2	3.5	3.5		24
26								2.5												2.7	2.5		26
28																							28
30																							30
32																							32
34																							34
36																							36
38																							38
40																							40
42																							42
44																							44
46																							46
48																							48
50																							50
52																							52
54																							54
56																							56
58																							58
60																							60
62																							62
II	46	92	92	0	92	92	46	0	92	92	46	46	92	92	46	92	46	92	46	92	100	II	
III	46	46	92	0	46	92	46	0	92	92	46	46	92	92	92	92	46	92	92	92	100	III	
IV	46	46	46	46	46	92	46	92	46	92	92	46	92	92	92	92	92	92	92	92	100	IV	
V	46	46	46	46	46	46	46	92	46	46	92	46	46	92	92	92	92	92	92	92	100	V	
VI	46	46	0	92	46	0	46	92	46	46	92	92	46	46	92	46	92	92	92	92	100	VI	
VII	46	0	0	92	46	0	92	46	46	0	0	92	46	0	0	46	92	46	92	92	100	VII	

# Load Chart - Telescopic Boom

Unit: t

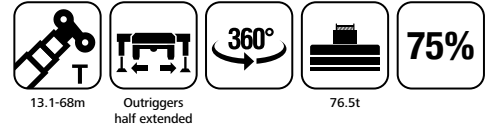


Radius (m)	13.1	17.2	17.2	17.2	21.3	21.3	21.3	21.3	25.5	25.5	25.5	25.5	29.6	29.6	29.6	29.6	33.7	33.7	33.7	33.7	Radius (m)	
3	220																					3
3.5	163	140	120	65																		3.5
4	150	140	120	60	140	115	70	50														4
4.5	140	138	110	55	137	105	68	47.8	110.0	93	48.9	49.5										4.5
5	135	127	105	52	128	100	65	45.5	108.0	88.8	45.8	46	90.0	85	50.7	41.9						5
6	115	113	100	50	110	95	62	40.7	105.0	76.8	40.3	41.1	85.0	78.2	44.5	36.8						6
7	80.5	80.5	80.5	48	79.4	78.5	60	39.4	97.0	68.6	36	36.7	82.0	69.8	39.8	32.9	70	66	68	67.5		7
8	72.1	71.1	72.1	45	71.1	72.1	58.1	38.6	85.0	61.3	32.7	33.4	80.0	63.4	35.6	29.9	65	62.3	64	61.3		8
9	64.8	64.8	64.8	43	63.7	64.8	57.2	36.4	73.0	56.5	29.6	30.2	75.0	57.5	32.8	27.1	62	56.4	61.8	55.6		9
10	56.1	56.1	57.5	40	55.1	55.5	52.1	34.5	60.0	51.2	27.3	27.9	65.0	53	29.7	25	60	52	57	50.4		10
11		49	50	38.2	48.5	50	47.2	32.3	52.0	47.2	25.2	25.7	55.0	48.9	27.4	23	55	48	52.6	46.4		11
12		42.8	43.9	37	42.3	43.4	43.1	30.7	45.0	44.3	23.6	22.1	47.5	45.8	25.2	21.2	48	45	49.3	42.8		12
14		33.7	34.7	35	33.2	34.7	35.5	29.5	35.0	35.2	18.4	18.8	37.5	35.6	20.8	17.3	39	35.9	39.3	37		14
16					26.8	28.1	29.1	27.9	27.6	28.1	17.2	16.6	30.5	28.3	18.4	15.3	31.4	28.6	32.6	29.4		16
18					22.1	23.4	24.5	25.8	23.1	23.3	15.2	15.8	24.9	24	16.2	13.6	25.8	23.3	27.4	24.3		18
20									19.1	20	13.7	14.2	20.9	20	14.5	12.2	22	20	23.6	20.2		20
22									16.0	16.5	12.2	12.8	18.0	17.2	13.1	11	19	17	19.7	17.9		22
24													15.0	14.8	11.8	9.8	16	14.8	17.1	15.4		24
26													13.0	12.5	11	8	14	12.7	15.2	13.4		26
28																	12	10.9	13.4	11.7		28
30																	10	9	11	10		30
32																						32
34																						34
36																						36
38																						38
40																						40
42																						42
44																						44
46																						46
48																						48
50																						50
52																						52
54																						54
56																						56
58																						58
60																						60
62																						62
II	0	46	0	0	46	0	0	0	46	92	0	0	46	92	0	0	46	92	0	46		II
III	0	0	0	0	46	46	0	0	46	46	0	0	46	46	0	0	46	92	46	92		III
IV	0	0	46	0	0	46	0	0	46	0	0	0	46	46	0	0	46	46	46	92		IV
V	0	0	0	0	0	0	0	0	0	0	0	0	46	0	92	0	46	0	46	0		V
VI	0	0	0	0	0	0	46	0	0	0	92	46	0	0	46	92	46	0	46	0		VI
VII	0	0	0	46	0	0	46	92	0	0	46	92	0	0	46	92	0	0	46	0		VII



# Load Chart - Telescopic Boom

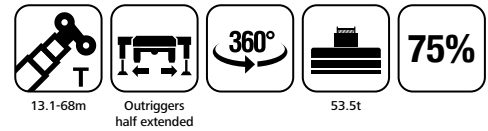
Unit: t



Radius (m)	37.9	37.9	37.9	37.9	41.9	41.9	41.9	41.9	46	46	46	46	50.2	50.2	50.2	54.3	54.3	58.4	58.4	62.5	68	Radius (m)	
3																							3
3.5																							3.5
4																							4
4.5																							4.5
5																							5
6																							6
7	54.5	52	48	39.5																			7
8	54.5	52	48	35.9																			8
9	52.0	50	46	33.1	43.4	42	37.7	29.9															9
10	50.0	48	45	30.5	43.4	42	35.3	27.6	34.5	32	30.9	28.5											10
11	46.0	44	42	28.6	42.0	41.3	33.1	25.4	34.5	32	29	27	30.3	28	26								11
12	44.0	40	39	26.3	39.2	38.7	31.5	23.8	34.0	31	27.2	25.5	30.0	28	26	25.0	21.4						12
14	39.0	38.9	38.4	23.2	37.0	33.5	28.2	20	31.0	30.5	23.9	22.8	28.0	25	23.4	24.0	19.3	20.5	17.8	16.5			14
16	32.0	32	31.5	19.3	30.0	29.8	25.5	17.7	29.0	27.2	21.3	20.6	25.0	23	21.2	23.0	17.5	20	17.5	16.5			16
18	27.1	26.8	26.4	17	25.5	24.5	23.6	15.6	25.0	24.2	19.3	18.7	23.0	22.1	19.3	21.5	15.8	20	17	16.5	14		18
20	22.5	22.5	22.7	15.4	21.4	20.6	21.3	13.8	21.0	20.9	17.2	17.2	21.0	20	17.4	20.0	14.6	18	16.8	16	14		20
22	19.5	19.5	19.3	13.8	19.0	17.4	19.7	12.4	18.0	17.9	15.6	14.9	18.0	18.1	15.8	18.0	14.5	17	16	15.5	14		22
24	17.0	16.8	16.8	12.4	16.0	15.4	17.1	11.2	16.2	15.5	14.3	13.7	16.0	15.4	14.6	15.0	14	16	15	15	13.7		24
26	15.0	14.7	14.8	11.4	14.0	12.6	15	10.2	14.0	13.3	12	12.5	14.0	13.2	13.2	13.0	13.5	14	14	14	12.9		26
28	13.0	12.9	12.1	10.2	12.0	10.9	13.7	9.5	12.5	11.5	11	11.5	12.0	12	12.3	11.0	13	12	13	13	12.1		28
30	11.5	11.5	10.7	9.5	10.5	9.7	12	9	10.5	10	9.9	10.5	10.8	10.9	11.3	10.0	12.5	11	12	11	11.3		30
32	10.0	10	9.5	8.7	9.5	8.5	10.5	8	9.5	9	9.2	9.8	9.5	9.5	9.4	9.0	11	9.5	10.5	10	9.5		32
34	9.0	8.5	8.5	7	8.5	7.5	9.5	7.5	8.5	8	8.2	9.1	8.5	8.5	8.6	8.0	9.5	8.5	9.5	9	8.7		34
36					7.5	6.5	8.5	6.5	7.5	7	7.7	8.5	7.5	7.5	7.8	7.0	8.5	7.5	8.5	8	7.7		36
38					6.5	5.5	7.5	5.5	6.5	6.2	7	7.9	6.8	6.3	7	6.2	7.5	6.5	7.5	7.2	7		38
40									6.0	5.5	6.5	7.3	5.8	5.7	6.2	5.5	6.8	5.8	6.8	6.3	6.3		40
42									5.0	4.5	5.5	6.5	5.2	4.9	5.5	5.0	6.2	5.2	6.2	5.5	5.6		42
44													4.5	4	5	4.5	5.5	4.7	5.5	5	5		44
46													3.5	3.5	4.5	4.0	5	4.2	5	4.5	4.5		46
48																3.5	4.5	3.7	4.5	4	4		48
50																3.0	4	3	4	3.5	3.5		50
52																2.5	3.5	2.5	3.5	3	3		52
54																			3	2.5	2.5		54
56																			2.5				56
58																							58
60																							60
62																							62
II	46	92	92	0	92	92	46	0	92	92	46	46	92	92	46	92	46	92	46	92	100		II
III	46	46	92	0	46	92	46	0	92	92	46	46	92	92	92	92	46	92	92	92	100		III
IV	46	46	46	46	46	92	46	92	46	92	92	46	92	92	92	92	92	92	92	92	100		IV
V	46	46	46	46	46	46	46	92	46	46	92	46	46	92	92	92	92	92	92	92	100		V
VI	46	46	0	92	46	0	46	92	46	46	92	92	46	46	92	46	92	92	92	92	100		VI
VII	46	0	0	92	46	0	92	46	46	0	0	92	46	0	0	46	92	46	92	92	100		VII

# Load Chart - Telescopic Boom

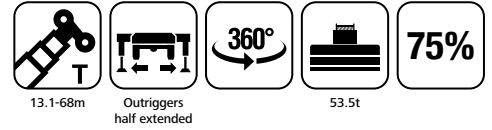
Unit: t



Radius (m)	13.1	17.2	17.2	17.2	21.3	21.3	21.3	21.3	25.5	25.5	25.5	25.5	29.6	29.6	29.6	29.6	33.7	33.7	33.7	33.7	Radius (m)	
3	180.0																					3
3.5	163.0	140.0	110.0	60.0																		3.5
4	150.0	140.0	110.0	55.0	140.0	105.0	68.0	50.0														4
4.5	140.0	135.0	105.0	52.0	135.0	100.0	65.0	47.8	108.0	85.0	48.9	49.0										4.5
5	130.0	122.0	100.0	50.0	125.0	95.0	60.0	45.5	105.0	80.8	45.8	46.0	90.0	80.0	48.7	41.9						5
6	110.0	107.0	95.0	48.0	105.0	90.0	58.6	40.7	103.0	70.8	40.3	41.1	83.0	75.2	42.5	36.8						6
7	90.0	80.0	80.0	45.0	82.0	80.0	55.1	36.4	72.0	65.6	36.0	36.7	80.0	65.8	39.8	32.9	60.0	63.0	65.0	60.0		7
8	64.3	62.7	63.7	40.0	57.5	59.6	53.8	33.6	55.0	55.3	32.7	33.4	60.0	58.4	35.6	29.9	58.0	60.0	62.0	58.0		8
9	53.0	53.3	54.3	35.0	49.1	51.2	51.0	30.4	43.0	43.5	29.6	30.2	48.0	46.5	32.8	27.1	52.0	50.4	50.8	48.6		9
10	44.4	44.9	44.9	33.0	42.8	44.4	44.9	28.5	41.3	39.2	26.3	27.0	41.3	40.2	28.7	25.0	36.5	40.2	29.9	40.2		10
11		37.7	38.8	28.0	37.6	39.2	40.8	23.7	36.1	34.5	24.2	22.1	37.6	35.5	26.4	23.0	34.2	35.5	27.9	35.5		11
12		32.6	33.7	25.0	32.9	34.0	35.5	20.7	32.4	30.6	19.4	20.0	34.0	31.9	23.2	17.3	31.4	31.9	25.9	31.9		12
14		25.5	26.2	23.0	25.3	26.6	27.8	17.6	25.9	24.3	17.2	17.6	28.0	25.9	18.4	15.3	26.8	25.9	22.9	25.9		14
16					20.2	21.4	22.6	13.5	20.7	19.4	15.2	15.8	23.1	21.4	16.2	13.6	23.0	21.4	20.4	21.4		16
18					16.4	17.7	18.7	11.5	16.8	15.7	12.7	13.5	19.2	17.7	14.5	12.2	19.5	17.7	18.3	17.7		18
20									14.0	12.6	11.0	11.8	16.2	14.7	12.1	11.0	16.5	14.7	17.2	14.7		20
22									11.6	10.2	9.5	10.0	13.9	12.3	10.8	9.8	14.2	12.3	14.9	12.3		22
24													11.9	10.3	10.0	8.0	12.2	10.3	13.3	10.3		24
26													9.5	8.8	9.0	7.0	10.7	8.8	11.7	8.8		26
28																	9.4	7.5	10.5	7.5		28
30																	7.5	5.8	8.5	6.5		30
32																						32
34																						34
36																						36
38																						38
40																						40
42																						42
44																						44
46																						46
48																						48
50																						50
52																						52
54																						54
56																						56
58																						58
60																						60
62																						62
II	0	46	0	0	46	0	0	0	46	92	0	0	46	92	0	0	46	92	0	46	II	
III	0	0	0	0	46	46	0	0	46	46	0	0	46	46	0	0	46	92	46	92	III	
IV	0	0	46	0	0	46	0	0	46	0	0	0	46	46	0	0	46	46	46	92	IV	
V	0	0	0	0	0	0	0	0	0	0	0	0	46	0	92	0	46	0	46	0	V	
VI	0	0	0	0	0	0	46	0	0	0	92	46	0	0	46	92	46	0	46	0	VI	
VII	0	0	0	46	0	0	46	92	0	0	46	92	0	0	46	92	0	0	46	0	VII	

# Load Chart - Telescopic Boom

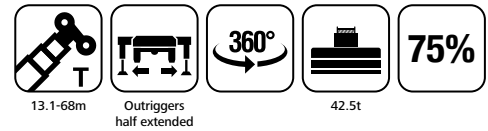
Unit: t



Radius (m)	37.9	37.9	37.9	37.9	41.9	41.9	41.9	41.9	46	46	46	46	50.2	50.2	50.2	54.3	54.3	58.4	58.4	62.5	68	Radius (m)	
3																							3
3.5																							3.5
4																							4
4.5																							4.5
5																							5
6																							6
7	54.5	50.0	48.0	39.5																			7
8	54.5	50.0	48.0	35.9																			8
9	52.0	50.0	46.0	33.1	43.4	42.0	37.7	27.0															9
10	42.0	42.0	42.0	30.5	42.4	40.0	35.3	25.6	34.5	32.0	30.9	28.5											10
11	36.1	35.3	30.4	29.4	36.0	35.3	33.1	23.4	34.5	32.0	29.0	27.0	30.3	28.0	26.0								11
12	32.4	33.2	28.5	27.7	32.2	30.7	31.5	21.8	30.0	28.0	27.2	25.5	28.5	28.0	26.0	25.0	21.4						12
14	26.6	28.1	25.1	24.6	24.0	22.5	25.2	20.0	22.0	21.5	23.9	22.8	23.0	22.0	23.4	23.0	19.3	20.5	17.8	16.5			14
16	22.3	23.8	22.2	21.5	22.0	20.4	22.5	18.7	19.0	18.2	18.3	18.6	18.0	17.5	18.2	18.0	17.5	18.0	16.3	16.5			16
18	18.9	20.1	18.8	19.5	18.8	17.1	19.9	16.6	18.0	16.5	18.8	18.3	17.0	16.0	14.3	14.5	15.8	14.5	15.0	14.5	14.0		18
20	15.9	17.0	16.6	17.2	16.2	14.5	17.1	14.8	15.6	14.0	16.3	16.6	16.2	15.0	15.9	13.0	13.0	13.8	13.8	12.0	12.0		20
22	13.5	14.6	14.6	14.8	13.9	12.4	14.8	13.4	13.6	12.0	14.2	14.6	14.1	13.0	13.8	11.5	11.2	12.8	12.8	10.8	10.0		22
24	11.6	12.6	12.6	13.0	12.0	10.7	12.9	10.2	11.9	11.2	12.4	13.0	12.0	11.3	12.1	10.5	10.7	11.8	11.8	9.5	8.7		24
26	10.0	11.1	11.1	11.2	10.5	9.0	11.3	9.5	10.3	9.8	10.8	11.4	10.3	9.8	10.7	9.0	9.3	10.5	10.5	9.0	8.0		26
28	8.6	9.7	9.7	9.8	9.0	7.5	10.0	9.0	9.0	8.5	9.4	10.0	9.0	8.6	9.4	7.7	8.0	9.4	9.4	8.0	6.8		28
30	7.4	8.6	8.6	8.8	7.8	6.4	8.9	8.5	7.9	7.3	8.3	8.9	7.8	7.5	8.3	6.7	7.0	8.4	8.4	7.0	6.0		30
32	6.5	7.6	7.5	7.7	6.8	5.3	7.9	7.1	6.9	6.3	7.2	7.8	6.9	6.5	7.1	5.7	6.1	7.4	7.4	6.1	5.2		32
34	5.5	6.8	6.5	6.8	5.9	4.5	6.9	6.6	6.0	5.4	6.3	6.9	6.0	5.5	6.3	5.0	5.3	6.6	6.6	5.3	4.6		34
36					5.1	3.8	6.0	5.0	5.2	4.6	5.4	6.1	5.2	4.7	5.4	4.2	4.6	5.9	5.9	4.6	4.0		36
38					4.2	3.0	5.2	4.5	4.6	3.9	4.8	5.4	4.5	4.1	4.7	3.6	4.0	5.2	5.3	4.0	3.5		38
40									4.0	3.3	4.2	4.8	4.0	3.4	4.1	2.9	3.3	4.6	4.8	3.3	3.0		40
42									2.5	2.5	3.5	4.0	3.4	2.9	3.6	2.3	2.7	4.0	4.3	2.8	2.4		42
44													2.8	2.4	3.1	1.8	2.3	3.4	3.8	2.4	2.0		44
46																1.4	1.8	3.0	3.3	1.9			46
48																	1.4	2.6	2.9	1.5			48
50																		2.2	2.4				50
52																		1.8	2.1				52
54																			1.8				54
56																							56
58																							58
60																							60
62																							62
II	46	92	92	0	92	92	46	0	92	92	46	46	92	92	46	92	46	92	46	92	100	II	
III	46	46	92	0	46	92	46	0	92	92	46	46	92	92	92	92	46	92	92	92	100	III	
IV	46	46	46	46	46	92	46	92	46	92	92	46	92	92	92	92	92	92	92	92	100	IV	
V	46	46	46	46	46	46	46	92	46	46	92	46	46	92	92	92	92	92	92	92	100	V	
VI	46	46	0	92	46	0	46	92	46	46	92	92	46	46	92	46	92	92	92	92	100	VI	
VII	46	0	0	92	46	0	92	46	46	0	0	92	46	0	0	46	92	46	92	92	100	VII	

# Load Chart - Telescopic Boom

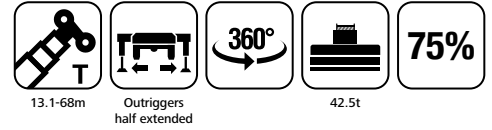
Unit: t



Radius (m)	13.1	17.2	17.2	17.2	21.3	21.3	21.3	21.3	25.5	25.5	25.5	25.5	29.6	29.6	29.6	29.6	33.7	33.7	33.7	33.7	Radius (m)	
3	180																					3
3.5	163	140	105	60																		3.5
4	150	140	105	55	140	100	65	48														4
4.5	135	130	100	52	128	95	62	45.8	108	80	45.9	45										4.5
5	120	118	98	50	116	90	60	42.5	105	75.8	43.8	43	80	75	45.7	40						5
6	87.8	79.4	80.5	48	71.1	74.2	70.6	38.7	85	70.8	38.3	40.1	78	65.2	40.5	36.8						6
7	71.1	63.7	65.8	45	58.5	60.6	61.2	35.4	58.5	60.6	34	36.7	60	58.8	35.8	32.9	60	60	62	58		7
8	55.1	53.3	54.3	36	48.6	50.7	52.3	31.6	43	45.3	30.7	33.4	49	42.4	32.6	29.9	45	45	50	50		8
9	45.4	45.5	46.5	32	41.3	43.4	44.9	28.4	39.7	38.1	27.6	28.2	35	34.5	30.8	27.1	36	34.4	38.8	38.6		9
10	37.7	37.7	39.2	30	35.5	37.6	39.2	24.3	34.5	32.9	22.2	26	33	30	27.7	25	32	30	32	30.4		10
11		32.1	33.4	25	31.2	32.9	34.5	22.7	30.3	28.6	20.6	21.1	31.9	28	25	23	30.4	27.9	30.4	29.8		11
12		28.3	29.1	22	27.5	28.9	30.1	20.7	26.8	25.1	18.4	19	28.7	24.8	18.8	16.5	27.2	24.8	27.2	26.6		12
14		21.7	22.5	20	21	22.4	23.5	16.6	21.2	19.6	16.2	17	23.4	19.5	16.4	14.3	22.2	19.8	22.2	21.6		14
16					16.5	17.8	18.9	13	16.5	15.7	14.2	14.8	18.8	15.7	14.2	12.6	18.4	16	18.4	17.9		16
18					13.2	14.4	15.6	11	13	12.3	11.7	12.5	15.2	12.6	12.5	11.2	15.5	13.2	15.5	14.9		18
20									10.5	9.6	10	10.8	12.6	10.3	11.1	10.5	13.1	10.8	13.1	12		20
22									8.2	7.5	8	8.5	10.5	8.2	9.8	8.8	11	8.9	11	10		22
24													8.6	6.4	8	7	9.2	7.3	9.2	8.2		24
26													7.3	5	6	6.3	7.7	5.9	7.7	7		26
28																	6.5	4.6	6.5	5.8		28
30																	5.5	3.7	5.5	4.8		30
32																						32
34																						34
36																						36
38																						38
40																						40
42																						42
44																						44
46																						46
48																						48
50																						50
52																						52
54																						54
56																						56
58																						58
60																						60
62																						62
II	0	46	0	0	46	0	0	0	46	92	0	0	46	92	0	0	46	92	0	46		II
III	0	0	0	0	46	46	0	0	46	46	0	0	46	46	0	0	46	92	46	92		III
IV	0	0	46	0	0	46	0	0	46	0	0	0	46	46	0	0	46	46	46	92		IV
V	0	0	0	0	0	0	0	0	0	0	0	0	46	0	92	0	46	0	46	0		V
VI	0	0	0	0	0	0	46	0	0	0	92	46	0	0	46	92	46	0	46	0		VI
VII	0	0	0	46	0	0	46	92	0	0	46	92	0	0	46	92	0	0	46	0		VII

# Load Chart - Telescopic Boom

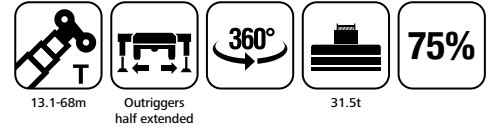
Unit: t



Radius (m)	37.9	37.9	37.9	37.9	41.9	41.9	41.9	41.9	46	46	46	46	50.2	50.2	50.2	54.3	54.3	58.4	58.4	62.5	68	Radius (m)		
3																							3	
3.5																							3.5	
4																							4	
4.5																							4.5	
5																							5	
6																							6	
7	54.5	50	48	35.5																			7	
8	50.5	48	46	32.9																			8	
9	40	39	40	30.1	40.4	35	35.7	26															9	
10	32	32	32	28.5	35.4	28	30.3	24.6	30.5	30	30	26.5											10	
11	27	27	27	25.6	30	23.3	26.1	21.4	25.5	25	26	25	27.3	25	24								11	
12	23.5	23	23.4	23.3	24.2	19.7	22.5	20.8	22	20	22.2	23.5	23.5	21	21	20	21.4						12	
14	17.5	19.2	17.5	17.2	22	18.5	20.2	19.5	17	15.5	16.9	17.8	16	15	15.4	15	16.3	16	17	16.5			14	
16	18.4	17.9	19.9	19.4	19.3	17.2	19	18.7	15	13.2	15.3	16.2	13.5	11.5	14.5	13	14.5	13	13.3	13			16	
18	15.5	14.9	16.5	16.5	15.6	14.4	16.1	16.6	13.5	12	14.3	15.2	12.5	9.1	13.5	11.5	12.8	11.5	11	11.5	11.5		18	
20	13.1	12.5	14	13.8	12.9	11.5	13.8	14.7	12.3	11	13	14	11	7	12	10.5	11.6	10.5	10	10.5	10.5		20	
22	11	10.7	11.8	11.7	11.2	9.8	11.9	12.6	10.6	9.2	11.1	12.1	10.2	9.5	11.1	9.4	10.7	9.6	9.6	9.6	9.6		22	
24	9.2	8.9	10	10	9.1	8.2	10.2	10.9	8.8	7.7	9.6	10.7	8.8	8.2	9.6	7.9	9.2	8.2	8.8	8.2	8.2		24	
26	7.7	7.4	8.6	8.5	7.8	6.8	8.8	9.5	7.5	6.4	8.3	9.3	7.5	6.8	8.4	6.7	7.9	7	7.5	7	7.6		26	
28	6.5	6.2	7.5	7.5	6.8	5.6	7.5	8.3	6.4	5.3	7.1	8	6.4	5.6	7.2	5.6	6.9	6	6.5	6	6.8		28	
30	5.5	5.2	6.5	6.4	5.8	4.6	6.4	7.2	5.3	4.4	6.1	6.9	5.4	4.8	6.3	4.7	6	5	5.8	5	5.6		30	
32	4.7	4.4	5.6	5.5	5	3.8	5.5	6.3	4.4	3.6	5.1	6.1	4.7	4	5.3	3.9	5.1	4.2	5	4.3	4.7		32	
34		2.5	4.5	4.8	4.2	3	4.7	5.4	3.6	2.7	4.3	5.2	3.9	3.2	4.6	3.1	4.4	3.6	4.5	3.6	4		34	
36					3.5	2.2	4.1	4.8	3	2.1	3.7	4.5	3.1	2.5	3.9	2.5	3.8	2.9	3.5	2.9	3.5		36	
38									3.5	2.4	1.5	3	3.9	2.6	2	3.2	2	3.1	2.3	3	2.4	3		38
40										2		2.5	3.4	2	1.4	2.7	1.5	2.5	1.8	2.5	1.9	2.5		40
42														1.6	1	2.3		2.1	1.4	2	1.4	2		42
44															1.1		1.9		1.6					44
46																		1.3						46
48																								48
50																								50
52																								52
54																								54
56																								56
58																								58
60																								60
62																								62
II	46	92	92	0	92	92	46	0	92	92	46	46	92	92	46	92	46	92	46	92	100		II	
III	46	46	92	0	46	92	46	0	92	92	46	46	92	92	92	92	46	92	92	92	100		III	
IV	46	46	46	46	46	92	46	92	46	92	92	46	92	92	92	92	92	92	92	92	100		IV	
V	46	46	46	46	46	46	46	92	46	46	92	46	46	92	92	92	92	92	92	92	100		V	
VI	46	46	0	92	46	0	46	92	46	46	92	92	46	46	92	46	92	92	92	92	100		VI	
VII	46	0	0	92	46	0	92	46	46	0	0	92	46	0	0	46	92	46	92	92	100		VII	

# Load Chart - Telescopic Boom

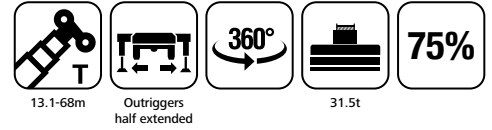
Unit: t



Radius (m)	13.1	17.2	17.2	17.2	21.3	21.3	21.3	21.3	25.5	25.5	25.5	25.5	29.6	29.6	29.6	29.6	33.7	33.7	33.7	33.7	Radius (m)	
3	180																					3
3.5	163	120	105	58																		3.5
4	150	115	105	53	140	100	65	48														4
4.5	135	100	100	50	128	95	62	45.8	103.5	80	45.9	45										4.5
5	110	85	96	48	106	90	60	42.5	95	75.8	43.8	43	80	75	45.7	40						5
6	74.2	65.8	67.9	65.7	59.6	61.7	55.6	37.7	62.8	60.8	35.3	40.1	60.8	60.2	40.5	36.8						6
7	59.6	53.3	54.3	56.4	48.1	50.2	51.7	34.4	48.8	40.6	33	36.7	48.5	40.8	35.8	32.9	45.2	40	43	47		7
8	46.4	43.9	44.9	47	39.7	41.8	43.4	30.6	38.1	36.1	30.7	32.4	38.1	30.4	32.6	29.9	34.2	32	33	32		8
9	37.7	37.1	38.1	40.2	33.4	35.5	37.1	25.5	32.4	30.6	26.6	27.2	28.2	25.5	30.8	26.1	28	26.4	30.8	25.6		9
10	31.6	31.9	32.4	34	28.8	30.6	32.4	23.3	27.9	26.2	23.3	25	27.6	24	28.7	24	26.8	24	28	24.4		10
11		26.9	27.6	29.1	25	26.8	28.2	21.5	24.2	22.6	21.2	22.7	26.2	22.3	26.9	21	24.8	22.3	26.3	22.1		11
12		23	23.7	25.1	21.7	23.5	24.9	19.5	21.2	19.5	20	20.1	23.4	19.3	23.9	18.5	22	19.5	23.6	20.4		12
14		17	18.2	19.4	16.6	18	19.1	15.6	15.5	14.9	13.4	14.5	17.8	14.9	19.3	14.3	17.7	15.3	19.2	17.1		14
16					12.7	14.1	15.2	12	11.5	11.5	12.2	13	13.8	11.6	16	13.3	14.4	12.1	16	12.9		16
18					9.7	11.2	12.3	10	9	8.9	9.2	9.8	10.9	9.1	13.2	11.6	11.5	9.6	13	10.4		18
20									6.8	6.6	7.7	8.5	8.8	7.1	10.9	10.2	9.4	7.6	10.8	8.4		20
22									5.2	4.8	6	6.5	7	5.4	9.1	9.5	7.6	6.1	9	6.7		22
24													5.8	4	7.5	7.8	6.4	4.7	7.8	5.4		24
26													4.6	2.8	6.3	6	5.2	3.6	6.7	4.2		26
28																	4.2	2.5	5.6	3.3		28
30																	3.5		4.8	2.5		30
32																						32
34																						34
36																						36
38																						38
40																						40
42																						42
44																						44
46																						46
48																						48
50																						50
52																						52
54																						54
56																						56
58																						58
60																						60
62																						62
II	0	46	0	0	46	0	0	0	46	92	0	0	46	92	0	0	46	92	0	46	II	
III	0	0	0	0	46	46	0	0	46	46	0	0	46	46	0	0	46	92	46	92	III	
IV	0	0	46	0	0	46	0	0	46	0	0	0	46	46	0	0	46	46	46	92	IV	
V	0	0	0	0	0	0	0	0	0	0	0	0	46	0	92	0	46	0	46	0	V	
VI	0	0	0	0	0	0	46	0	0	0	92	46	0	0	46	92	46	0	46	0	VI	
VII	0	0	0	46	0	0	46	92	0	0	46	92	0	0	46	92	0	0	46	0	VII	

# Load Chart - Telescopic Boom

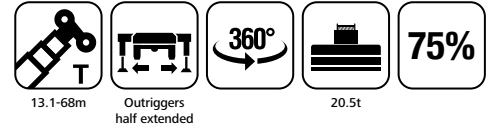
Unit: t



Radius (m)	37.9	37.9	37.9	37.9	41.9	41.9	41.9	41.9	46	46	46	46	50.2	50.2	50.2	54.3	54.3	58.4	58.4	62.5	68	Radius (m)	
3																							3
3.5																							3.5
4																							4
4.5																							4.5
5																							5
6																							6
7	50.5	45	46	35.5																			7
8	40.5	36	35	32.9																			8
9	34	30	29	28.1	30.4	30	32.7	29															9
10	26.8	25	24.5	23.5	25.5	26.2	28.1	27.4	26	24.3	26.9	27											10
11	21.5	21	21	20.2	22.5	23.2	25.1	25.5	22.9	21.5	23.9	24.8	21.4	22	23								11
12	18.1	18.5	18.4	17.3	19.9	20.6	22.5	22.8	20.6	19	21.5	22.3	19.2	19.8	20.7	18.5	19.8						12
14	16.1	15.9	16.5	15.5	15.8	16.5	18.3	19.2	16.7	16.2	17.6	18.3	15.4	16	16.9	14.9	16.2	14.9	15.9	14.3			14
16	14.4	13.9	15	14.9	13.7	13	15.2	16.1	13.6	13.5	14.5	15.3	12.6	13.2	14	12.1	13.4	12.2	13.2	12.1			16
18	11.9	11.4	12.2	12.2	11.3	10	12.6	13.6	11.2	10.8	12.1	12.9	10.3	10.9	11.7	9.9	11.2	10.1	11.1	10	11.3		18
20	9.9	9.4	10	10	9.4	8	10.5	11.4	9.3	8.5	10	11	8.4	9	9.8	8.2	9.4	8.4	9.4	8.4	10.1		20
22	8.3	8	8.3	8.3	7.5	6.4	8.8	9.6	7.5	7	8.2	9.2	6.9	7.2	8	6.7	7.9	7	8.2	6.9	8		22
24	6.8	6.8	7	6.9	6.2	5.1	7.5	8.2	6.2	5.5	7	7.8	5.7	5.8	6.7	5.4	6.7	5.7	7	5.7	6.6		24
26	5.5	5.8	5.8	5.8	5	3.9	6.3	7.2	5	4.5	5.8	6.7	4.5	4.8	5.6	4.4	5.6	4.7	5.7	4.7	5.4		26
28	4.5	4.8	5	4.9	4.2	3	5.4	6.2	4.1	3.6	4.8	5.6	3.6	3.8	4.7	3.4	4.7	3.8	4.8	3.9	4.7		28
30	3.6	4	4.2	4.1	3.5	2.3	4.5	5.2	3.3	2.8	4	4.8	2.8	3	3.8	2.7	3.9	3	4	3	4		30
32	2.9	3.3	3.5	3.4	2.8	1.7	3.8	4.5	2.6		3.4	4.2	2.1	2.4	3.2	2	3.1	2.3	3.3	2.4	3.2		32
34							3	3.8	2.1		2.7	3.6	1.7	1.8	2.6		2.5	1.8	2.8	1.8	2.7		34
36							2.5	3.2	1.5		2.3	2.9			2		2				2.2		36
38											1.8	2.4					1.6				1.8		38
40																							40
42																							42
44																							44
46																							46
48																							48
50																							50
52																							52
54																							54
56																							56
58																							58
60																							60
62																							62
II	46	92	92	0	92	92	46	0	92	92	46	46	92	92	46	92	46	92	46	92	100	II	
III	46	46	92	0	46	92	46	0	92	92	46	46	92	92	92	92	46	92	92	92	100	III	
IV	46	46	46	46	46	92	46	92	46	92	92	46	92	92	92	92	92	92	92	92	100	IV	
V	46	46	46	46	46	46	46	92	46	46	92	46	46	92	92	92	92	92	92	92	100	V	
VI	46	46	0	92	46	0	46	92	46	46	92	92	46	46	92	46	92	92	92	92	100	VI	
VII	46	0	0	92	46	0	92	46	46	0	0	92	46	0	0	46	92	46	92	92	100	VII	

# Load Chart - Telescopic Boom

Unit: t

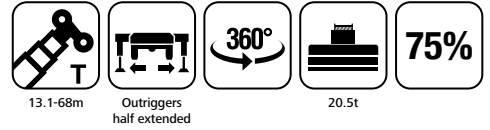


Radius (m)	13.1	17.2	17.2	17.2	21.3	21.3	21.3	21.3	25.5	25.5	25.5	25.5	29.6	29.6	29.6	29.6	33.7	33.7	33.7	33.7	Radius (m)	
3	180																					3
3.5	160	140	105	60																		3.5
4	140	125	105	55	115	100	62	45														4
4.5	105	90	90	52	85	90	58	43.8	85.5	80	43.9	40										4.5
5	80	70	70	50	74	72	55	40.5	60	62.8	40.8	38	67	65	42.7	38						5
6	55.5	50.2	45	45	45.8	50	43.6	35.7	40.1	42.8	36.3	37.1	40.5	40.2	38.5	34.8						6
7	44.9	40.2	41.3	43.4	36.1	38.1	39.7	41.3	34	31.9	34.2	35.2	30.5	30.8	33.8	30.9	32.7	30	33.5	31		7
8	36.6	32.9	34	36.1	29.3	31.2	32.9	34.5	28	26.2	32.9	34	27.8	22.4	28.6	28.9	24.6	23	26	24		8
9	29.3	27.4	28.4	30.4	24.3	26.2	27.9	29.3	23.5	21.7	28.2	29.1	25.5	21.3	26.2	27.9	23.8	21.2	25.5	23.2		9
10	24	22.2	24.1	25.9	20.5	22.4	23.9	25.3	19.9	18.2	24.5	25.3	22	18	22.8	24.3	20.7	18.1	22.3	20.1		10
11		18.5	20.5	21.9	17.3	19.1	20.7	22	16.9	15.4	21.4	22.3	19.2	15.3	19.9	21.5	18	15.5	19.6	17.5		11
12		15.6	17.5	18.8	14.8	16.6	18.1	19.4	13.5	13	18.9	19.8	15.9	13	17.6	19.1	15.8	13.4	17.3	15.3		12
14		11.1	13	14.2	11	12	13.9	14.9	9.5	9.3	15	15.8	11.5	9.4	13.9	15.4	12.3	9.9	13.9	11.2		14
16					8	9	10.8	11.7	6.5	6.6	12.1	12.6	8.6	6.8	11.1	12.5	9.2	7.4	10.2	8.2		16
18					5.6	7.1	8.3	9.4	4.5	4.5	9.7	10.2	6.5	4.8	9	10	7.2	5.4	8.5	6.2		18
20									3	2.8	7.7	8.5	5	3.1	7.3	8.6	5.5	3.9	7	4.5		20
22									1.8		6.3	6.9	3.8		5.9	7	4.2		5.7	3.3		22
24													2.8		4.6	5.7	3.3		4.8	2.2		24
26													2		3.6	4.7	2.5		3.8			26
28																			3.2			28
30																			2.5			30
32																						32
34																						34
36																						36
38																						38
40																						40
42																						42
44																						44
46																						46
48																						48
50																						50
52																						52
54																						54
56																						56
58																						58
60																						60
62																						62
II	0	46	0	0	46	0	0	0	46	92	0	0	46	92	0	0	46	92	0	46	0	II
III	0	0	0	0	46	46	0	0	46	46	0	0	46	46	0	0	46	92	46	92	0	III
IV	0	0	46	0	0	46	0	0	46	0	0	0	46	46	0	0	46	46	46	92	0	IV
V	0	0	0	0	0	0	0	0	0	0	0	0	46	0	92	0	46	0	46	0	0	V
VI	0	0	0	0	0	0	46	0	0	0	92	46	0	0	46	92	46	0	46	0	0	VI
VII	0	0	0	46	0	0	46	92	0	0	46	92	0	0	46	92	0	0	46	0	0	VII



# Load Chart - Telescopic Boom

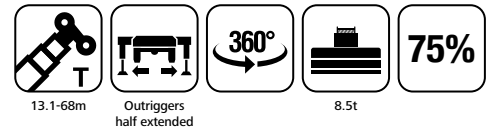
Unit: t



Radius (m)	37.9	37.9	37.9	37.9	41.9	41.9	41.9	41.9	46	46	46	46	50.2	50.2	50.2	54.3	54.3	58.4	58.4	62.5	68	Radius (m)	
3																							3
3.5																							3.5
4																							4
4.5																							4.5
5																							5
6																							6
7	32.5	32	35	33.5																			7
8	26.5	27	28	26.9																			8
9	22.8	21	22.5	25.1	21.2	20	22.7	23															9
10	20.7	20.1	20.1	23.3	18.4	19.1	20.3	21	17.5	16.3	18.8	19											10
11	18	17.5	17.5	20.6	15.9	16.6	17.8	18.5	15.2	16.8	17.7	18.4	14.5	16	15.5								11
12	15.8	15.3	15.3	17.4	13.9	14.5	15.7	16.4	13.2	14.7	15.6	16.4	13.3	14	14.9	12.9	13.4						12
14	12.3	11.8	11.8	12.8	10.6	10.5	12.3	13.1	10	11.5	12.4	13.2	10.4	11.1	11.9	10	10.5	8.5	9.5	8.5			14
16	9.7	9.2	9.2	10.1	8.2	8	9.8	10.6	7.7	8.5	10	10.8	8.1	8.8	9.6	7.8	8.3	6.2	7.2	6.2			16
18	7.7	7.2	7.2	8	6.2	5.8	7.8	8.6	5.9	6.4	7.8	8.5	6.2	6.6	7.7	6.1	6.5	4.6	5.5	4.6	5		18
20	6.1	5.5	5.5	6.2	4.6	4.2	6.3	6.9	4.3	4.8	6.2	7	4.7	5.2	5.8	4.6	5.1	3.4	4.2	3.4	3.5		20
22	4.8	4.3	4.3	5.1	3.3	3	5	5.6	3	3.6	4.9	5.6	3.5	3.8	4.5	3.4	3.9	2.3	3.1	2.6	2.5		22
24	3.7	3.2	3.2	3.9	2.5	2	4	4.6		2.6	3.8	4.7	2.6	2.8	3.5	2.4	2.9	1.5	2.3	1.8	1.8		24
26	2.8	2.4	2.5	3			3	3.7		1.7	3	3.8	1.7	2	2.8		1.8		1.6				26
28	2			2.3			2.3	2.9			2.2	3			2								28
30								2.2															30
32																							32
34																							34
36																							36
38																							38
40																							40
42																							42
44																							44
46																							46
48																							48
50																							50
52																							52
54																							54
56																							56
58																							58
60																							60
62																							62
II	46	92	92	0	92	92	46	0	92	92	46	46	92	92	46	92	46	92	46	92	100	II	
III	46	46	92	0	46	92	46	0	92	92	46	46	92	92	92	92	46	92	92	92	100	III	
IV	46	46	46	46	46	92	46	92	46	92	92	46	92	92	92	92	92	92	92	92	100	IV	
V	46	46	46	46	46	46	46	92	46	46	92	46	46	92	92	92	92	92	92	92	100	V	
VI	46	46	0	92	46	0	46	92	46	46	92	92	46	46	92	46	92	92	92	92	100	VI	
VII	46	0	0	92	46	0	92	46	46	0	0	92	46	0	0	46	92	46	92	92	100	VII	

# Load Chart - Telescopic Boom

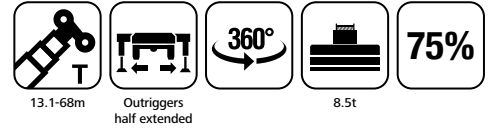
Unit: t



Radius (m)	13.1	17.2	17.2	17.2	21.3	21.3	21.3	21.3	25.5	25.5	25.5	25.5	29.6	29.6	29.6	29.6	33.7	33.7	33.7	33.7	Radius (m)	
3	135.9																					3
3.5	106.6	89.9	90.9	87.2																		3.5
4	83.6	72.1	74.2	75.2	60.6	62.7	50	45														4
4.5	69	60.6	61.7	62.7	50.7	53.3	46	42.8	43.5	42	40.9	40										4.5
5	57.5	51.2	52.3	53.3	43.4	45.5	40	40.5	36.5	30.8	38.8	39	40.6	38	42.7	38						5
6	42.8	38.7	39.7	41.3	32.9	35	38.7	37.1	30.7	28.8	36.1	37.1	29.7	27.4	32.9	35						6
7	33.4	28.5	28.9	32.4	25.7	27.7	31	29.5	24.3	22.6	29.6	30.4	23.8	21.7	27.1	28.8	21.1	16	20.5	16		7
8	22.6	20.7	21.5	24.6	19.5	20.5	24.6	24.1	17.8	17.9	24.6	25.5	19.5	17.5	22.6	24.2	20.2	15.5	19.5	15.5		8
9	17.4	15.6	16.5	19.2	14.6	15.5	19.5	20.1	13.1	13.3	19.8	20	15.2	14.2	19.1	20.8	16	14.4	16.4	14.4		9
10	14.5	12.2	13.9	15.7	11.6	12.4	15.8	16.5	9.6	10.2	16.2	16.7	12.5	10.6	15.3	17	13	10.9	13.9	11.9		10
11		9.6	11.2	13	9.1	10.2	13	13.8	7.5	7.8	13.4	14	10	8.4	13.1	14.2	10.3	8.8	11.8	9.5		11
12		7.8	8.9	10.6	7.1	8.2	11	11.3	5.4	6	11.4	11.8	7.8	6.3	11.2	12	8.7	6.5	10	7.5		12
14		4.4	6.2	7.8	4.1	5.7	8.2	8.4	2.8	3.5	8.5	8.6	5	3.8	8.3	9.2	6	4	7.3	4.5		14
16					2.5	3.4	6.2	6.8			6.5	6.8	3		6.1	7	4	2	5.2	2.8		16
18						1.7	4.5	4.9			5	5.2			4.8	5.5	2.5		3.7			18
20											4	4.2			3.8	4.4						20
22											3	3.4			2.8	3.5						22
24																2.8						24
26																						26
28																						28
30																						30
32																						32
34																						34
36																						36
38																						38
40																						40
42																						42
44																						44
46																						46
48																						48
50																						50
52																						52
54																						54
56																						56
58																						58
60																						60
62																						62
II	0	46	0	0	46	0	0	0	46	92	0	0	46	92	0	0	46	92	0	46	II	
III	0	0	0	0	46	46	0	0	46	46	0	0	46	46	0	0	46	92	46	92	III	
IV	0	0	46	0	0	46	0	0	46	0	0	0	46	46	0	0	46	46	46	92	IV	
V	0	0	0	0	0	0	0	0	0	0	0	0	46	0	92	0	46	0	46	0	V	
VI	0	0	0	0	0	0	46	0	0	0	92	46	0	0	46	92	46	0	46	0	VI	
VII	0	0	0	46	0	0	46	92	0	0	46	92	0	0	46	92	0	0	46	0	VII	

# Load Chart - Telescopic Boom

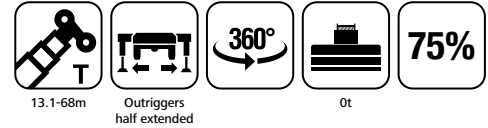
Unit: t



Radius (m)	37.9	37.9	37.9	37.9	41.9	41.9	41.9	41.9	46	46	46	46	50.2	50.2	50.2	54.3	54.3	58.4	58.4	62.5	68	Radius (m)	
3																							3
3.5																							3.5
4																							4
4.5																							4.5
5																							5
6																							6
7	20	17.5	17	18.5																			7
8	18	16.5	15.5	16.8																			8
9	17	15.7	14.4	15.8	14.3	12.5	15	17															9
10	14	14.1	12.9	14.1	12.4	11	14.3	16.1	11.7	11.3	13.2	13.9											10
11	11.3	11.5	10.8	11.2	10.5	9.1	11.3	13.1	9.8	9.4	11.3	11.1	10.1	9.5	10.7								11
12	9.7	9.2	9	9.2	8.5	7	9.5	10.8	8.3	7.5	8.8	9.5	8.2	7.8	8.7	8.3	9.6						12
14	6.8	6.4	6.5	6.3	5.8	4.2	7	7.7	5.5	4.8	6.2	7	5.2	4.9	5.8	5.5	7.3						14
16	4.7	4.5	4.4	4.5	4	2.5	5	6	3.5	3	4.3	5.2	3.4	3.1	4	3.5	5						16
18	3.2	3.2	3	3.2	2.5		3.5	4.5			2.8	4	2.2	1.8	2.5	2.2	3.7						18
20	2	2.2		2.2			2.5	3.3				2.8					2.5						20
22								2.5															22
24																							24
26																							26
28																							28
30																							30
32																							32
34																							34
36																							36
38																							38
40																							40
42																							42
44																							44
46																							46
48																							48
50																							50
52																							52
54																							54
56																							56
58																							58
60																							60
62																							62
II	46	92	92	0	92	92	46	0	92	92	46	46	92	92	46	92	46	92	46	92	100	II	
III	46	46	92	0	46	92	46	0	92	92	46	46	92	92	92	92	46	92	92	92	100	III	
IV	46	46	46	46	46	92	46	92	46	92	92	46	92	92	92	92	92	92	92	92	100	IV	
V	46	46	46	46	46	46	46	92	46	46	92	46	46	92	92	92	92	92	92	92	100	V	
VI	46	46	0	92	46	0	46	92	46	46	92	92	46	46	92	46	92	92	92	92	100	VI	
VII	46	0	0	92	46	0	92	46	46	0	0	92	46	0	0	46	92	46	92	92	100	VII	

# Load Chart - Telescopic Boom

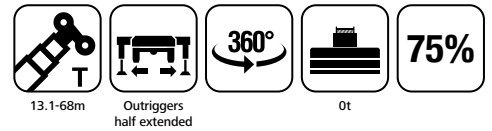
Unit: t



Radius (m)	13.1	17.2	17.2	17.2	21.3	21.3	21.3	21.3	25.5	25.5	25.5	25.5	29.6	29.6	29.6	29.6	33.7	33.7	33.7	33.7	Radius (m)	
3	100																					3
3.5	69	76	75	55																		3.5
4	53	56	56	52	37	39	43	45														4
4.5	42	45	36	50	31.2	32.1	35.6	40.8	27	25.3	33.5	34										4.5
5	35	35.4	31	42	26	27.4	31	38.5	23	21	28.2	29.2	22	19.8	26	27						5
6	25	24	22.8	28	18.6	19.7	23.2	30.7	17	15.2	22	22.8	16.9	14.5	19.6	21.5						6
7	19	14.5	17.3	18	13.9	15	19	20.4	12.2	11	17.5	18.5	12.8	10.5	15.8	17.3	12.9	10.3	16	11.5		7
8	12.6	10.2	12.2	14	9.2	11.2	15	14.6	8	7.8	14.2	14.9	9.9	8	12.5	14.3	10.2	7.6	12	10		8
9	8.3	6.6	9.4	10.5	6.4	8.2	11.7	11.4	5	4.5	11.6	12.3	7.8	5.6	10.3	12	8.4	5.6	10.2	7		9
10	5.2	4.6	6.8	8	4.4	6.2	9.2	9	3		9.5	10	5.6	4.1	8.6	10	6.3	3.8	8.1	4.8		10
11		3	4.5	6		4.5	7.3	7			7.8	8	4		7.2	7.5	4.6	2.4	6.3	3.2		11
12		2	4	5			6	5.7			6.4	6.6			5.8	7.4			4.8			12
14			2	3			4.1	4.2			4.3	4.5				4.8			3			14
16								3														16
18								2														18
20																						20
22																						22
24																						24
26																						26
28																						28
30																						30
32																						32
34																						34
36																						36
38																						38
40																						40
42																						42
44																						44
46																						46
48																						48
50																						50
52																						52
54																						54
56																						56
58																						58
60																						60
62																						62
II	0	46	0	0	46	0	0	0	46	92	0	0	46	92	0	0	46	92	0	46	II	
III	0	0	0	0	46	46	0	0	46	46	0	0	46	46	0	0	46	92	46	92	III	
IV	0	0	46	0	0	46	0	0	46	0	0	0	46	46	0	0	46	46	46	92	IV	
V	0	0	0	0	0	0	0	0	0	0	0	0	46	0	92	0	46	0	46	0	V	
VI	0	0	0	0	0	0	46	0	0	0	92	46	0	0	46	92	46	0	46	0	VI	
VII	0	0	0	46	0	0	46	92	0	0	46	92	0	0	46	92	0	0	46	0	VII	

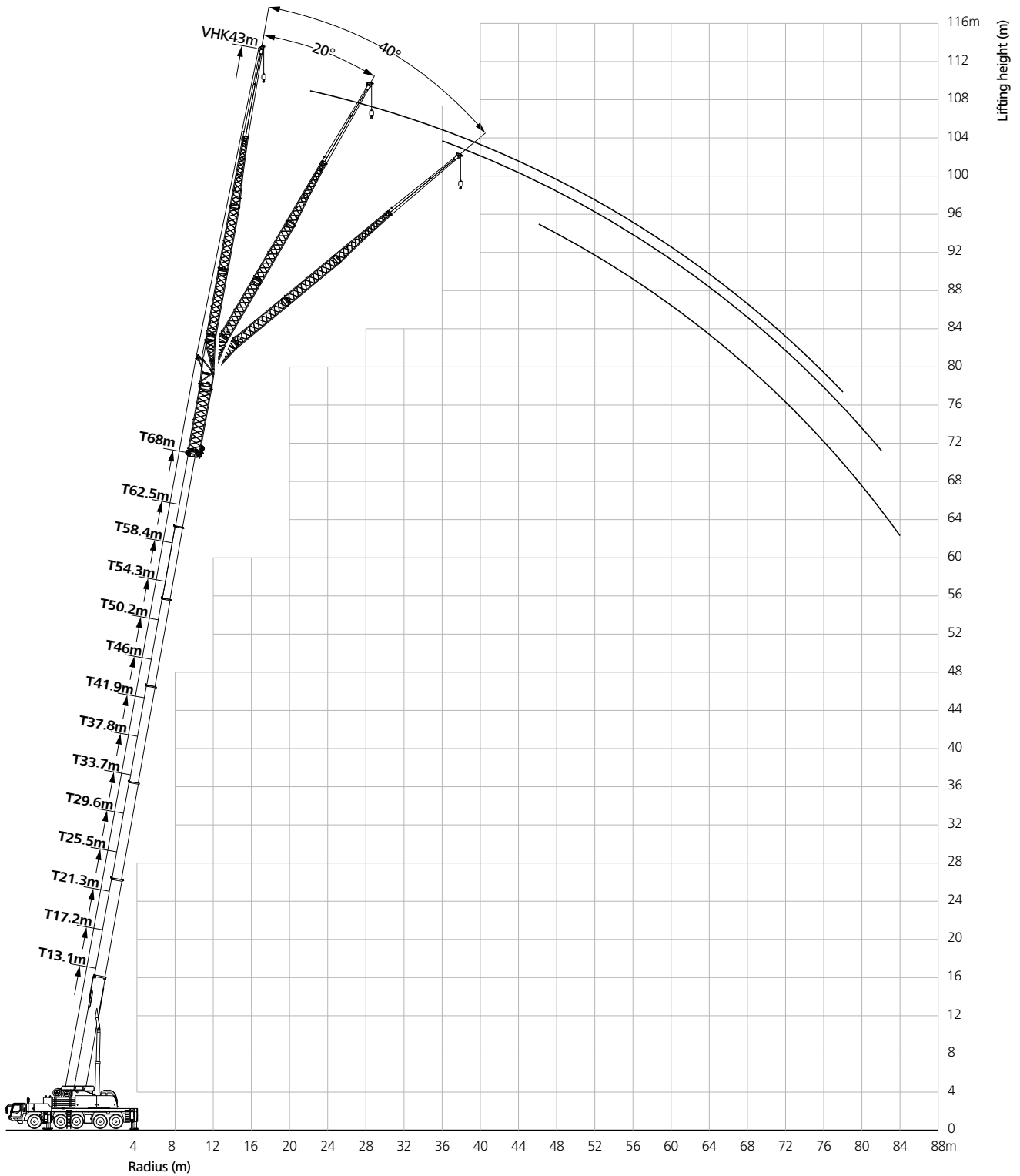
# Load Chart - Telescopic Boom

Unit: t



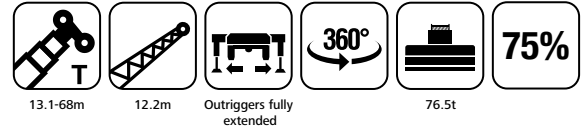
Radius (m)	37.9	37.9	37.9	37.9	41.9	41.9	41.9	41.9	46	46	46	46	50.2	50.2	50.2	54.3	54.3	58.4	58.4	62.5	68	Radius (m)	
3																							3
3.5																							3.5
4																							4
4.5																							4.5
5																							5
6																							6
7	11.7	12.7	13.8	14.5																			7
8	8.8	9.8	11.6	12																			8
9	6.9	7.6	9	9.3	6.4	6	8.6	9.7															9
10	5.2	5.8	6.6	7	5.6	4.6	7.2	7.9	5.5	5	6.8	7.3											10
11	4.2	4.2	5.2	5.3	4.5	3	5.9	6.5	4.1	3.5	5.1	6											11
12	3	3	3.5	4	3		4.6	5.6	2.8	2.2	3.8	4.8											12
14							2.6	3.6			2	2.8											14
16								2.3															16
18																							18
20																							20
22																							22
24																							24
26																							26
28																							28
30																							30
32																							32
34																							34
36																							36
38																							38
40																							40
42																							42
44																							44
46																							46
48																							48
50																							50
52																							52
54																							54
56																							56
58																							58
60																							60
62																							62
II	46	92	92	0	92	92	46	0	92	92	46	46	92	92	46	92	46	92	46	92	100	II	
III	46	46	92	0	46	92	46	0	92	92	46	46	92	92	92	92	46	92	92	92	100	III	
IV	46	46	46	46	46	92	46	92	46	92	92	46	92	92	92	92	92	92	92	92	100	IV	
V	46	46	46	46	46	46	46	92	46	46	92	46	46	92	92	92	92	92	92	92	100	V	
VI	46	46	0	92	46	0	46	92	46	46	92	92	46	46	92	46	92	92	92	92	100	VI	
VII	46	0	0	92	46	0	92	46	46	0	0	92	46	0	0	46	92	46	92	92	100	VII	

# Jib Operating Range



# Load Chart - Fixed Jib

Unit: t



R/L	50.2			54.3			58.4			62.5			68			R/L
Working radius/jib angle	0	20	40	0	20	40	0	20	40	0	20	40	0	20	40	Working radius/jib angle
10	16															10
11	16			14.4												11
12	15.7			14.3			12.9									12
14	15.5			14.3			12.8									14
16	15	11.7		14.2	11.9		12.7			11.1			6.9			16
18	14.1	11	9.2	13.7	11.3		12.5	11		10.9			6.9			18
20	13.2	10.5	9	13	10.8	9.2	12.4	10.8		10.8	10.2		6.9			20
22	12.4	10.2	8.8	12.3	10.4	9	11.9	10.4	9.1	10.5	9.9	8.8	6.9	6.9		22
24	11.6	9.8	8.7	11.6	10.1	8.8	11.3	10.1	8.9	10	9.4	8.5	6.8	6.8	5.9	24
26	10.8	9.5	8.6	11	9.7	8.7	10.7	9.7	8.8	9.4	9	8.1	6.7	6.6	5.8	26
28	10.2	9	8.5	10.4	9.3	8.6	10.3	9.3	8.6	9	8.7	7.9	6.5	6.4	5.7	28
30	9.6	8.6	8.3	9.8	8.9	8.4	9.7	8.9	8.5	8.6	8.4	7.6	6.3	6.1	5.6	30
32	8.9	8.2	8	9.2	8.5	8.1	9.2	8.5	8.2	8.1	8	7.3	6	5.9	5.5	32
34	8.4	7.7	7.7	8.7	8.1	7.9	8.7	8.1	7.8	7.6	7.6	7	5.8	5.6	5.3	34
36	7.9	7.4	7.4	8.2	7.7	7.6	8.4	7.7	7.6	7.3	7.2	6.8	5.5	5.4	5.2	36
38	7.4	7	7	7.8	7.3	7.2	7.9	7.4	7.2	6.9	6.8	6.5	5.3	5.2	5	38
40	6.9	6.7	6.7	7.4	6.9	6.9	7.5	7	6.9	6.6	6.6	6.1	5	5	4.9	40
42	6.6	6.3	6.3	6.9	6.6	6.6	7.1	6.8	6.7	6.2	6.3	5.9	4.8	4.8	4.8	42
44	6.2	6	6	6.6	6.4	6.3	6.8	6.6	6.4	5.9	5.9	5.6	4.6	4.6	4.3	44
46	5.9	5.8	5.7	6.3	6.2	5.9	6.6	6.4	6.1	5.6	5.6	5.3	4.3	4.3	4.2	46
48	5.5	5.7	5.4	6	6	5.7	6	6.1	5.9	5.3	5.3	5.1	4.1	4.1	4.1	48
50	5.2	5.5	5.3	5.6	5.7	5.4	5.4	5.7	5.6	5	5	5.1	3.9	4	4	50
52	4.9	5.3	5	5	5.4	5.2	4.9	5.2	5	4.8	4.8	4.8	3.7	3.8	3.8	52
54	4.7	4.8		4.5	5.1	5.2	4.5	4.8	4.6	4.6	4.6	4.7	3.5	3.6	3.6	54
56	4.4	4.5		4.2	4.9	4.9	4	4.3	4.1	4.2	4.4	4.5	3.3	3.4	3.4	56
58				3.9	4.6	4.7	3.7	3.8	3.7	3.8	4	4.1	3.2	3.2	3.2	58
60							3.1	3.2	3.2	3.4	3.6	3.7	3	3.1	3.1	60
62							2.9	3		3	3.2	3.2	2.8	2.9	2.9	62
64							2.5	2.6		2.8	2.9	2.9	2.5	2.7	2.7	64
66													2.3	2.3	2.4	66
Telescope mode	222111			222211			222221			222222			333333			Telescope mode
Boom angle	22-82			23-82			24-82			29-82			35-82			Boom angle
Number of parts of line	2			2			2			1			1			Number of parts of line

# Load Chart - Fixed Jib

Unit: t

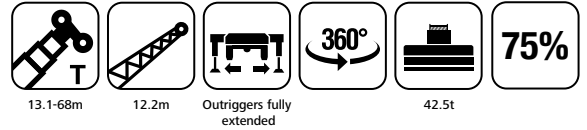


R/L	50.2			54.3			58.4			62.5			68			R/L
Working radius/Jib angle	0	20	40	0	20	40	0	20	40	0	20	40	0	20	40	Working radius/Jib angle
10	16															10
11	16			14.4												11
12	15.7			14.3			12.9									12
14	15.5			14.3			12.8									14
16	15	11.7		14.2	11.9		12.7			10			6.9			16
18	14.1	11	9.2	13.7	11.3		12.5	11		10			6.9			18
20	13.2	10.5	9	13	10.8	9.2	12.4	10.8		10	10.2		6.9			20
22	12.4	10.2	8.8	12.3	10.4	9	11.9	10.4	9.1	10	9.9	8.8	6.9			22
24	11.5	9.8	8.7	11.6	10.1	8.8	11.3	10.1	8.9	10	9.4	8.5	6.8	6.8		24
26	10.8	9.5	8.6	11	9.7	8.7	10.7	9.7	8.8	9.4	9	8.1	6.7	6.6	6.5	26
28	10.2	9	8.5	10.4	9.3	8.6	10.3	9.3	8.6	9	8.7	7.9	6.5	6.4	6	28
30	9.5	8.6	8.3	9.8	8.9	8.4	9.7	8.9	8.5	8.6	8.4	7.6	6.3	6.1	5.6	30
32	8.9	8.2	8	9.2	8.5	8.1	9.2	8.5	8.2	8.1	8	7.3	6	5.9	5.5	32
34	8.5	7.7	7.7	8.7	8.1	7.9	8.6	8.1	7.8	7.6	7.6	7	5.8	5.6	5.3	34
36	8	7.4	7.4	8.2	7.7	7.6	7.7	7.7	7.6	7.3	7.2	6.8	5.5	5.4	5.2	36
38	7.5	7	7	7.5	7.3	7.2	6.9	7.1	7.2	6.8	6.8	6.5	5.3	5.2	5	38
40	7.0	6.7	6.7	6.7	6.8	6.9	6.1	6.7	6.7	6.2	6.6	6.1	5	5	4.9	40
42	6.2	6.3	6.4	6.0	6.3	6.3	5.4	5.9	5.9	5.5	6.1	5.9	4.8	4.8	4.8	42
44	5.5	5.9	6.1	5.3	5.7	5.7	4.8	5.2	5.2	4.9	5.4	5.5	4.6	4.6	4.6	44
46	4.8	5.2	5.3	4.8	5.1	5.0	4.3	4.7	4.8	4.4	4.8	5.1	4.3	4.3	4.4	46
48	4.3	4.5	4.8	4.2	4.6	4.7	3.7	4.1	4.3	3.9	4.4	4.6	3.9	4.1	4.2	48
50	3.7	4.0	4.3	3.7	4.0	4.1	3.2	3.6	3.7	3.4	3.8	4	3.4	3.8	4	50
52	3.2	3.4	3.8	3.2	3.5	3.6	2.9	3.1	3.2	2.9	3.3	3.5	2.9	3.3	3.5	52
54	2.8	2.9	3.0	2.8	3.0	3.1	2.5	2.7	2.8	2.6	2.9	3	2.6	2.9	3	54
56	2.2	2.3	2.4	2.4	2.5	2.6	2.1	2.3	2.5	2.2	2.6	2.7	2.2	2.5	2.7	56
58	1.7	1.8	2.0	2.0	2.1	2.2	1.8	1.9	2	1.9	2.2	2.2	1.9	2.1	2.2	58
60			1.8			1.7	1.5	1.9	1.9	1.5	1.8	1.8	1.5	1.8	1.8	60
62							1.4	1.5	1.5	1.3	1.5	1.5	1.3	1.5		62
64										1	1.2	1.1	1	1.1		64
Telescope mode	222111			222211			222221			222222			333333			Telescope mode
Boom angle	22-82			23-82			24-82			29-82			36-82			Boom angle
Number of parts of line	2			2			2			2			2			Number of parts of line



# Load Chart - Fixed Jib

Unit: t



R/L Working radius/jib angle	50.2			54.3			58.4			62.5			68			R/L Working radius/jib angle	
	0	20	40	0	20	40	0	20	40	0	20	40	0	20	40		
10	16															10	
11	16			14.4												11	
12	15.7			14.3			12.9									12	
14	15.5			14.3			12.8			11.2						14	
16	15	11.7		14.2	11.9		12.7			11.1						16	
18	14.1	11	9.2	13.7	11.3		12.5	11		10.9						18	
20	13.2	10.5	9	13	10.8	9.3	12.4	10.8		10.8	10.2		6.9			20	
22	12.4	10.2	8.8	12.3	10.4	9	11.9	10.4	9.2	10.5	9.9	8.8	6.9			22	
24	11.5	9.8	8.7	11.6	10.1	8.9	11.3	10.1	9	10	9.4	8.5	6.8	6.8		24	
26	10.8	9.5	8.6	11	9.7	8.7	10.7	9.7	8.8	9.4	9	8.1	6.7	6.6	6.5	26	
28	10.2	9	8.5	10.4	9.3	8.6	9.8	9.3	8.7	9	8.7	7.9	6.5	6.4	6	28	
30	9.5	8.6	8.3	9.5	8.9	8.6	8.6	8.9	8.6	8.5	8.4	7.6	5.6	6.1	5.6	30	
32	8.9	8.2	8.0	8.5	8.5	8.4	7.7	8.0	8.6	7.5	8.0	7.3	5.5	5.9	5.5	32	
34	7.8	7.7	7.7	7.6	7.9	8.3	6.7	7.4	7.7	6.7	7.3	7.0	5.3	5.6	5.3	34	
36	6.8	7.4	7.4	6.7	7.2	7.3	6.0	6.7	6.8	5.9	6.6	6.7	5.2	5.4	5.2	36	
38	5.9	6.4	6.8	5.9	6.5	6.5	5.3	5.9	6.0	5.2	5.8	6.0	5	5.2	5	38	
40	5.1	5.6	5.9	5.1	5.6	5.7	4.7	5.2	5.3	4.6	5.1	5.3	4.8	5	4.9	40	
42	4.4	4.9	5.1	4.4	4.9	5.2	4.1	4.6	4.8	4.0	4.6	4.8	4.2	4.8	4.8	42	
44	3.8	4.2	4.4	3.8	4.2	4.5	3.5	3.9	4.2	3.5	3.9	4.2	3.7	4.2	4.5	44	
46	3.3	3.6	3.7	3.2	3.6	3.8	2.9	3.4	3.6	2.9	3.4	3.6	3.2	3.6	3.9	46	
48	2.7	3.0	3.1	2.7	3.1	3.2	2.5	2.9	3.0	2.5	2.9	3.0	2.8	3.1	3.3	48	
50	2.3	2.5	2.6	2.3	2.6	2.7	2.1	2.4	2.6	2.1	2.4	2.6	2.3	2.7	2.9	50	
52	1.8	2.0	2.1	1.8	2.1	2.2	1.7	2.0	2.1	1.7	2.0	2.1	1.9	2.3	2.4	52	
54	1.4	1.6	1.7	1.4	1.6	1.7	1.3	1.6	1.7	1.3	1.6	1.7	1.6	1.9	2	54	
56			1.4	1.1	1.2	1.3	1.0	1.2	1.3	1.0	1.2	1.3	1.2	1.5	1.6	56	
58								1.1	1.2			1.1	1.2	1	1.1	1.3	58
Telescope mode	222111			222211			222221			222222			333333			Telescope mode	
Boom angle	22-82			28-82			34-82			40-82			43-82			Boom angle	
Number of parts of line	2			2			2			2			2			Number of parts of line	

# Load Chart - Fixed Jib

Unit: t



R/L	50.2			54.3			58.4			62.5			68			R/L
Working radius/Jib angle	0	20	40	0	20	40	0	20	40	0	20	40	0	20	40	Working radius/Jib angle
11	7.1															11
12	7.1			6.8			6.4									12
14	7.1			6.8			6.4			5.8						14
16	7			6.7			6.4			5.8			4.1			16
18	6.9			6.7			6.4			5.7			4.1			18
20	6.4	5.5		6.6	5.5		6.3	5.5		5.7	5.4		4.1			20
22	6.3	5.3		6.5	5.4		6.2	5.4		5.7	5.3		4.1			22
24	6.1	5.2		6.4	5.3		6.1	5.3		5.6	5		4.1			24
26	6	5.1	4.3	6.2	5.2	4.3	6	5.2		5.6	5		4.1			26
28	5.9	5	4.3	5.8	5.1	4.2	5.8	5.1	4.3	5.5	4.9	4.1	4.1	4		28
30	5.8	4.9	4.2	5.6	5	4.2	5.7	5	4.2	5.4	4.8	4.1	4.1	4		30
32	5.6	4.8	4.2	5.5	4.9	4.2	5.6	4.9	4.2	5.3	4.8	4.1	4.1	4		32
34	5.4	4.8	4.2	5.3	4.8	4.2	5.5	4.8	4.1	5.2	4.7	4.1	4.1	3.9	3.6	34
36	5.2	4.7	4.1	5.2	4.7	4.1	5.3	4.8	4.1	5.1	4.6	4	4	3.8	3.6	36
38	5.1	4.7	4.1	5	4.7	4.1	5.2	4.7	4.1	5	4.6	4	3.9	3.7	3.6	38
40	5	4.6	4.1	5	4.6	4.1	5.1	4.7	4.1	4.9	4.5	4	3.8	3.7	3.5	40
42	4.9	4.5	4.1	4.9	4.6	4.1	5	4.6	4.1	4.8	4.4	4	3.7	3.6	3.5	42
44	4.7	4.4	4.1	4.8	4.5	4.1	4.9	4.5	4.1	4.7	4.4	4	3.7	3.5	3.4	44
46	4.6	4.3	4.1	4.6	4.5	4.1	4.7	4.4	4.1	4.6	4.3	4	3.5	3.4	3.3	46
48	4.4	4.3	4.1	4.5	4.4	4.1	4.6	4.4	4.1	4.4	4.2	4	3.4	3.3	3.3	48
50	4.3	4.2	4.1	4.5	4.3	4.1	4.5	4.4	4.1	4.3	4.1	3.9	3.2	3.2	3.2	50
52	4.1	4.1	4.1	4.4	4.2	4.1	4.4	4.3	4.1	4.1	4.1	3.9	3.2	3.2	3.2	52
54	4.1	4.1	4.1	4.3	4.1	4.1	4.3	4.2	4.1	3.9	4	3.8	3	3	3.1	54
56	4	3.9	3.7	4.1	4.1	4.1	4.2	4.2	4.1	3.7	3.8	3.7	2.8	2.9	3	56
58	3.8	3.8	3.7	4.1	4	4	4.1	4.1	4.1	3.5	3.6	3.6	2.7	2.8	2.9	58
60	3.6	3.7	3.7	3.9	3.9	3.8	3.8	3.7	4.1	3.3	3.5	3.6	2.5	2.6	2.7	60
62	3.4	3.5	3.4	3.7	3.7	3.6	3.4	3.4	3.6	3.2	3.3	3.4	2.4	2.5	2.6	62
64	3.2	3.3	3.2	3.6	3.6	3.6	3.1	3	3.2	3	3.1	3.2	2.3	2.3	2.4	64
66				3.4	3.4	3.4	2.8	2.9	2.9	2.8	2.9	3.1	2.2	2.3	2.3	66
68				3.3	3.3		2.6	2.6	2.6	2.5	2.6	2.9	2.1	2.1	2.2	68
70										2.3	2.3	2.6	1.9	2	2.1	70
72										2	1.7	2.2	1.7	1.8	1.9	72
Telescope mode	222111			222211			222221			222222			333333			Telescope mode
Boom angle	25-82			29-82			30-82			30-82			31-82			Boom angle
Number of parts of line	1			1			1			1			1			Number of parts of line

# Load Chart - Fixed Jib

Unit: t



R/L Working radius/jib angle	50.2			54.3			58.4			62.5			68			R/L Working radius/jib angle
	0	20	40	0	20	40	0	20	40	0	20	40	0	20	40	
11	7.1															11
12	7.1			6.8			6.4									12
14	7.1			6.8			6.4			5.8						14
16	7			6.7			6.4			5.8			4.1			16
18	6.9	5.6		6.7			6.4			5.7			4.1			18
20	6.4	5.5		6.6	5.5		6.3			5.7			4.1			20
22	6.3	5.3		6.5	5.4		6.2	5.4		5.7	5.3		4.1			22
24	6.1	5.2		6.4	5.3		6.1	5.3		5.6	5		4.1			24
26	6	5.1	4.3	6.2	5.2		6	5.2		5.6	5		4.1			26
28	5.9	5	4.3	5.8	5.1	4.2	5.8	5.1	4.3	5.5	4.9		4.1	4		28
30	5.7	4.9	4.2	5.6	5	4.2	5.7	5	4.2	5.4	4.8	4.1	4.1	4		30
32	5.6	4.8	4.2	5.5	4.9	4.2	5.6	4.9	4.2	5.3	4.8	4.1	4.1	4		32
34	5.4	4.8	4.2	5.3	4.8	4.2	5.5	4.8	4.1	5.2	4.7	4.1	4.1	3.9	4.1	34
36	5.2	4.7	4.1	5.2	4.7	4.1	5.3	4.8	4.1	5.1	4.6	4	4	3.8	3.6	36
38	5.1	4.7	4.1	5	4.7	4.1	5.2	4.7	4.1	5	4.6	4	3.9	3.7	3.6	38
40	5	4.6	4.1	5	4.6	4.1	5	4.7	4.1	4.9	4.5	4	3.8	3.7	3.5	40
42	4.9	4.5	4.1	4.9	4.6	4.1	5	4.6	4.1	4.8	4.4	4	3.7	3.6	3.5	42
44	4.7	4.4	4.1	4.8	4.5	4.1	4.9	4.5	4.1	4.7	4.4	4	3.7	3.5	3.4	44
46	4.6	4.3	4.1	4.6	4.5	4.1	4.6	4.4	4.1	4.6	4.3	4	3.5	3.4	3.3	46
48	4.4	4.3	4.1	4.5	4.4	4.1	4.3	4.4	4.1	4.3	4.2	4	3.4	3.3	3.3	48
50	4.3	4.2	4.1	4.4	4.3	4.1	3.8	4	4.1	3.8	4.2	3.9	3.2	3.2	3.2	50
52	4.0	4.1	4.1	3.9	4.0	4.1	3.4	3.6	4.1	3.4	3.7	3.9	3.2	3.2	3.2	52
54	3.5	3.9	4.1	3.4	3.6	4.1	2.9	3.1	3.7	3	3.3	3.8	3	3	3.1	54
56	3.1	3.5	3.7	3.0	3.2	3.6	2.7	2.8	3.4	2.7	2.9	3.6	2.6	2.9	3	56
58	2.7	3.0	3.2	2.6	2.9	3.3	2.3	2.4	2.9	2.3	2.6	3.2	2.3	2.5	2.9	58
60	2.3	2.5	2.7	2.2	2.5	2.8	2	2	2.6	2	2.2	2.8	2	2.2	2.7	60
62	2.0	2.2	2.4	1.9	2.1	2.4	1.7	1.7	2.1	1.7	1.9	2.4	1.7	1.8	2.4	62
64				1.6		2.0	1.4	1.4		1.4	1.6	2	1.4	1.5	2	64
66							1.1	1.1		1.1	1.3	1.7	1.1	1.2	1.7	66
68											1		1	1	1.3	68
Telescope mode	222111			222211			222221			222222			333333			Telescope mode
Boom angle	29-82			29-82			33-82			35-82			40-82			Boom angle
Number of parts of line	1			1			1			1			1			Number of parts of line

# Load Chart - Fixed Jib

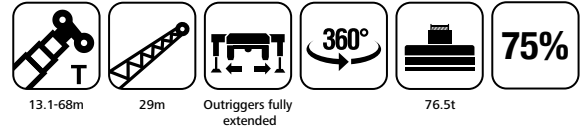
Unit: t



R/L	50.2			54.3			58.4			62.5			68			R/L
Working radius/Jib angle	0	20	40	0	20	40	0	20	40	0	20	40	0	20	40	Working radius/Jib angle
11	7.1															11
12	7.1			6.8			6.4									12
14	7			6.8			6.4			5.8						14
16	6.9			6.7			6.4			5.8			4.1			16
18	6.8	5.6		6.7			6.4			5.7			4.1			18
20	6.4	5.5		6.6	5.5		6.3	5.5		5.7			4.1			20
22	6.3	5.3		6.5	5.4		6.2	5.4		5.7	5.3		4.1			22
24	6.1	5.2		6.4	5.3		6.1	5.3		5.6	5		4.1			24
26	6	5.1	4.3	6.2	5.2	4.3	6	5.2		5.6	5		4.1	4		26
28	5.9	5	4.2	5.8	5.1	4.2	5.9	5.1	4.3	5.5	4.9		4.1	4		28
30	5.7	4.9	4.2	5.6	5	4.2	5.8	5	4.2	5.4	4.8	4.1	4.1	4		30
32	5.6	4.8	4.2	5.5	4.9	4.2	5.6	4.9	4.2	5.3	4.8	4.1	4.1	4		32
34	5.4	4.8	4.1	5.3	4.8	4.2	5.5	4.8	4.1	5.2	4.7	4.1	4.1	3.9	4	34
36	5.2	4.7	4.1	5.2	4.7	4.1	5.3	4.8	4.1	5.1	4.7	4.1	4	3.8	3.6	36
38	5.1	4.7	4.1	5	4.7	4.1	5.2	4.7	4.1	5	4.6	4.1	3.9	3.7	3.6	38
40	5	4.6	4.1	5	4.6	4.1	5.1	4.7	4.1	4.9	4.5	4.1	3.8	3.7	3.5	40
42	4.9	4.5	4.1	4.9	4.6	4.1	4.6	4.6	4.1	4.4	4.5	4	3.7	3.6	3.5	42
44	4.6	4.4	4.1	4.5	4.5	4.1	4	4.4	4.1	3.9	4.4	4	3.7	3.5	3.4	44
46	4.0	4.3	4.1	3.9	4.3	4.1	3.5	3.9	4.1	3.4	3.9	4	3.5	3.4	3.3	46
48	3.5	4.1	4.1	3.4	3.8	4.1	3.1	3.4	4.1	2.9	3.5	4	3.2	3.3	3.3	48
50	3.0	3.6	4.0	2.9	3.3	4.0	2.7	2.9	3.7	2.6	3	3.7	2.7	2.9	3.2	50
52	2.6	3.1	3.4	2.5	2.9	3.5	2.3	2.5	3.3	2.2	2.7	3.4	2.3	2.6	3.2	52
54	2.2	2.6	2.9	2.1	2.6	3.0	1.9	2.1	2.9	1.9	2.3	2.9	2	2.2	2.9	54
56	1.8	2.2	2.4	1.7	2.2	2.5	1.6	1.7	2.4	1.6	1.9	2.6	1.4	1.8	2.6	56
58	1.5	1.8	2.0	1.4	1.8	2.0	1.2	1.4	2	1.3	1.6	2.2	1.2	1.5	2.2	58
60	1.1			1.0	1.4	1.6	1	1.1	1.6	1	1.3	1.8	1	1.2	1.8	60
62					1.1				1.2		1	1.5		1	1.5	62
64												1.1			1.1	64
Telescope mode	222111			222211			222221			222222			333333			Telescope mode
Boom angle	29-82			35-82			40-82			44-82			48-82			Boom angle
Number of parts of line	1			1			1			1			1			Number of parts of line

# Load Chart - Fixed Jib

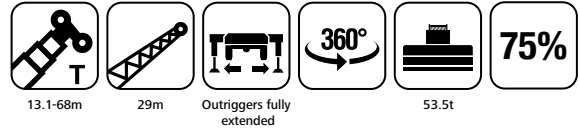
Unit: t



R/L Working radius/jib angle	50.2			54.3			58.4			62.5			68			R/L Working radius/jib angle
	0	20	40	0	20	40	0	20	40	0	20	40	0	20	40	
11																11
12	5.2															12
14	5.2			4.9			4.7									14
16	5.2			4.9			4.7			4.2						16
18	5.2			4.9			4.7			4.2			2.9			18
20	5.1			4.9			4.7			4.2			2.9			20
22	4.8			4.8			4.6			4.2			2.9			22
24	4.8	4		4.8			4.6			4.2			2.9			24
26	4.8	3.9		4.6	3.9		4.5	3.6		4.1			2.9			26
28	4.6	3.7		4.5	3.8		4.3	3.5		4	3.3		2.9			28
30	4.5	3.6	1.5	4.4	3.7	1.5	4.2	3.4	1.5	4	3.2		2.9			30
32	4.3	3.5	1.5	4.2	3.5	1.5	4.1	3.3	1.5	3.9	3.1	1.4	2.9	2.6	1.5	32
34	4.2	3.3	1.5	4.1	3.4	1.5	4	3.2	1.5	3.8	3.1	1.4	2.9	2.6	1.5	34
36	4	3.2	1.4	4	3.3	1.4	3.9	3.1	1.4	3.7	3	1.4	2.8	2.6	1.4	36
38	3.9	3.1	1.4	3.9	3.2	1.4	3.8	3.1	1.4	3.6	3	1.4	2.7	2.6	1.4	38
40	3.7	3	1.4	3.7	3.1	1.4	3.7	3	1.4	3.5	3	1.4	2.7	2.6	1.4	40
42	3.6	2.9	1.4	3.6	3	1.4	3.6	2.9	1.4	3.4	2.9	1.4	2.6	2.5	1.4	42
44	3.5	2.9	1.4	3.5	2.9	1.4	3.5	2.9	1.4	3.3	2.9	1.4	2.6	2.5	1.4	44
46	3.3	2.9	1.4	3.3	2.9	1.4	3.3	2.9	1.4	3.3	2.9	1.4	2.6	2.4	1.4	46
48	3.2	2.8	1.4	3.2	2.9	1.4	3.2	2.8	1.4	3.2	2.8	1.4	2.5	2.3	1.4	48
50	3.1	2.7	1.4	3.1	2.8	1.4	3.1	2.7	1.4	3.1	2.7	1.4	2.4	2.3	1.4	50
52	2.9	2.7	1.4	3.1	2.7	1.4	3.1	2.7	1.4	3.1	2.7	1.4	2.4	2.3	1.4	52
54	2.8	2.6	1.4	3	2.7	1.4	3	2.6	1.4	3	2.6	1.4	2.3	2.3	1.4	54
56	2.8	2.6	1.4	2.9	2.6	1.4	2.9	2.6	1.4	2.9	2.6	1.4	2.3	2.2	1.4	56
58	2.7	2.6	1.4	2.9	2.6	1.4	2.9	2.5	1.4	2.9	2.5	1.4	2.2	2.1	1.3	58
60	2.6	2.5	1.4	2.8	2.5	0	2.8	2.5	1.4	2.8	2.5	1.4	2.2	2.1	1.3	60
62	2.5	2.5	0	2.7	2.5	1.4	2.8	2.5	1.4	2.8	2.5	1.4	2	2	1.3	62
64	2.4	2.4	0	2.6	2.5	1.4	2.7	2.4	1.4	2.7	2.4	1.4	1.9	2	1.3	64
66	2.4	2.4		2.5	2.4		2.6	2.4	1.4	2.6	2.4	1.4	1.8	1.9	1.3	66
68	2.3	2.4		2.4	2.4		2.6	2.4	1.4	2.6	2.4	1.4	1.7	1.8	1.3	68
70				2.4	2.4		2.4	2.4		2.4	2.3	1.4	1.6	1.7	1.3	70
72				2.3			2.2	2.4		2.2	2.2	1.4	1.5	1.6	1.3	72
74				2.1			2	2.2		1.8	2.1	1.3	1.4	1.5		74
76							1.7	2		1.6	1.9		1.3	1.4		76
78							1.5	1.8		1.4	1.7		1.1	1.2		78
80							1.3	1.5		1.3	1.4		1.2	1.2		80
82														0.8		82
Telescope mode	222111			222211			222221			222222			333333			Telescope mode
Boom angle	26-82			26-83			27-83			28-83			33-83			Boom angle
Number of parts of line	1			1			1			1			1			Number of parts of line

# Load Chart - Fixed Jib

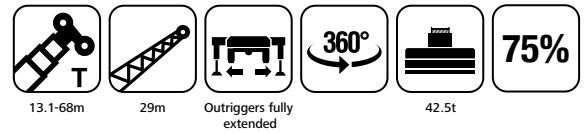
Unit: t



R/L	50.2			54.3			58.4			62.5			68			R/L
Working radius/Jib angle	0	20	40	0	20	40	0	20	40	0	20	40	0	20	40	Working radius/Jib angle
11																11
12	5.2															12
14	5.2			4.9			4.7									14
16	5.2			4.9			4.7			4.2						16
18	5.2			4.9			4.7			4.2			2.9			18
20	5.1			4.9			4.7			4.2			2.9			20
22	4.8			4.8			4.6			4.2			2.9			22
24	4.8	3.9		4.8			4.6			4.2			2.9			24
26	4.8	3.9		4.6	3.6		4.5	3.6		4.1			2.9			26
28	4.6	3.7		4.5	3.5		4.3	3.5		4	3.3		2.9			28
30	4.5	3.6	1.5	4.4	3.4	1.5	4.2	3.4	1.5	4	3.2		2.9			30
32	4.3	3.5	1.5	4.2	3.4	1.5	4.1	3.3	1.5	3.9	3.1	1.4	2.9	2.6	1.5	32
34	4.2	3.3	1.5	4.1	3.4	1.5	4	3.2	1.5	3.8	3.1	1.4	2.9	2.6	1.5	34
36	4	3.2	1.4	4	3.3	1.4	3.9	3.1	1.4	3.7	3	1.4	2.8	2.6	1.4	36
38	3.9	3.1	1.4	3.9	3.2	1.4	3.8	3.1	1.4	3.6	3	1.4	2.7	2.6	1.4	38
40	3.7	3	1.4	3.7	3.1	1.4	3.7	3	1.4	3.5	2.9	1.4	2.7	2.6	1.4	40
42	3.6	2.9	1.4	3.6	3	1.4	3.6	2.9	1.4	3.4	2.9	1.4	2.6	2.5	1.4	42
44	3.5	2.9	1.4	3.5	2.9	1.4	3.5	2.9	1.4	3.3	2.9	1.4	2.6	2.5	1.4	44
46	3.3	2.9	1.4	3.4	2.9	1.4	3.3	2.9	1.4	3.2	2.8	1.4	2.6	2.4	1.4	46
48	3.2	2.8	1.4	3.3	2.9	1.4	3.2	2.8	1.4	3.1	2.7	1.4	2.5	2.3	1.4	48
50	3.1	2.7	1.4	3.2	2.8	1.4	3.1	2.7	1.4	3.1	2.7	1.4	2.4	2.3	1.4	50
52	2.9	2.7	1.4	3.1	2.7	1.4	3.1	2.7	1.4	3	2.6	1.4	2.4	2.3	1.4	52
54	2.8	2.6	1.4	3	2.7	1.4	3	2.6	1.4	2.9	2.6	1.4	2.3	2.3	1.4	54
56	2.8	2.6	1.4	2.9	2.6	1.4	2.8	2.6	1.4	2.7	2.5	1.4	2.3	2.2	1.4	56
58	2.7	2.6	1.4	2.8	2.6	1.4	2.4	2.5	1.4	2.4	2.5	1.4	2.2	2.1	1.3	58
60	2.6	2.5	1.4	2.5	2.5	1.4	2.1	2.5	1.4	2.1	2.5	1.4	2.1	2.1	1.3	60
62	2.3	2.5		2.1	2.5	1.4	1.8	2.4	1.4	1.8	2.4	1.4	1.8	2	1.3	62
64	1.9	2.4		1.8	2.3	1.3	1.5	2.1	1.2	1.5	2.1	1.3	1.5	2	1.3	64
66	1.7	2.0		1.5	2.0		1.2	1.7		1.3	1.8	1.1	1.2	1.8	1.1	66
68	1.4	1.7		1.2	1.6		1	1.4		1.1	1.5		1	1.5		68
70					1.3			1.1			1.2			1.2		70
72											1			1		72
Telescope mode	222111			222211			222221			222222			333333			Telescope mode
Boom angle	26-82			32-83			37-83			41-83			45-83			Boom angle
Number of parts of line	1			1			1			1			1			Number of parts of line

# Load Chart - Fixed Jib

Unit: t



R/L Working radius/jib angle	50.2			54.3			58.4			62.5			68			R/L Working radius/jib angle
	0	20	40	0	20	40	0	20	40	0	20	40	0	20	40	
11	5.5															11
12	5.2															12
14	5.2			4.9			4.7									14
16	5.2			4.9			4.7			4.2						16
18	5.2			4.9			4.7			4.2			2.9			18
20	5.1			4.9			4.7			4.2			2.9			20
22	4.8	4		4.8			4.6			4.2			2.9			22
24	4.8	3.9		4.8	3.9		4.6	3.8		4.2			2.9			24
26	4.8	3.7		4.6	3.6		4.5	3.6		4.1	3.5		2.9	2.6		26
28	4.6	3.6	1.5	4.5	3.5	1.5	4.3	3.5	1.5	4	3.3		2.9	2.6		28
30	4.5	3.5	1.5	4.4	3.4	1.5	4.2	3.4	1.5	4	3.2	1.4	2.9	2.6	1.4	30
32	4.3	3.3	1.5	4.2	3.4	1.5	4.1	3.3	1.5	3.9	3.1	1.4	2.9	2.6	1.4	32
34	4.2	3.2	1.4	4.1	3.3	1.4	4	3.2	1.4	3.8	3.1	1.4	2.9	2.6	1.4	34
36	4	3.1	1.4	4	3.2	1.4	3.9	3.1	1.4	3.7	3	1.4	2.8	2.6	1.4	36
38	3.9	3	1.4	3.9	3.1	1.4	3.8	3.1	1.4	3.6	3	1.4	2.7	2.6	1.4	38
40	3.7	2.9	1.4	3.7	3	1.4	3.7	3	1.4	3.5	2.9	1.4	2.7	2.6	1.4	40
42	3.6	2.9	1.4	3.6	2.9	1.4	3.6	2.9	1.4	3.4	2.9	1.4	2.6	2.5	1.4	42
44	3.5	2.9	1.4	3.5	2.9	1.4	3.5	2.9	1.4	3.3	2.9	1.4	2.6	2.5	1.4	44
46	3.3	2.8	1.4	3.4	2.9	1.4	3.3	2.9	1.4	3.2	2.8	1.4	2.6	2.4	1.4	46
48	3.2	2.7	1.4	3.3	2.8	1.4	3.1	2.8	1.4	2.9	2.7	1.4	2.5	2.3	1.4	48
50	3.1	2.7	1.4	3.2	2.7	1.4	2.8	2.7	1.4	2.6	2.7	1.4	2.4	2.3	1.4	50
52	2.9	2.6	1.4	2.7	2.7	1.4	2.4	2.7	1.4	2.2	2.6	1.4	2.2	2.3	1.4	52
54	2.5	2.6	1.4	2.3	2.6	1.4	2	2.5	1.4	1.9	2.6	1.4	1.9	2.3	1.4	54
56	2.1	2.3	1.4	1.9	2.3	1.4	1.7	2.2	1.3	1.5	2.2	1.4	1.5	2.1	1.3	56
58	1.7	2.0	1.4	1.6	1.9	1.2	1.4	1.8	1	1.2	1.9	1.1	1.2	1.7	1	58
60	1.4	1.6		1.3	1.5	1	1.1	1.5		1	1.6		1	1.4		60
62	1.1	1.3			1.2			1.1			1.3			1.1		62
Telescope mode	222111			222211			222221			222222			333333			Telescope mode
Boom angle	35-82			42-83			45-83			47-83			52-83			Boom angle
Number of parts of line	1			1			1			1			1			Number of parts of line

# Load Chart - Fixed Jib

Unit: t

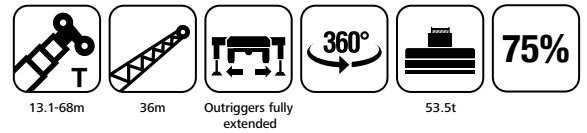


R/L	50.2			54.3			58.4			62.5			68			R/L
Working radius/Jib angle	0	20	40	0	20	40	0	20	40	0	20	40	0	20	40	Working radius/Jib angle
14	3.7			3.5												14
16	3.7			3.5			3.2									16
18	3.7			3.5			3.2			2.9						18
20	3.7			3.5			3.2			2.9						20
22	3.6			3.4			3.2			2.9			1.7			22
24	3.5			3.3			3.2			2.9			1.7			24
26	3.3			3.2			3.1			2.9			1.7			26
28	3.2	2.5		3.1	2.5		3			2.8			1.7			28
30	3.1	2.4		3	2.4		2.9	2.4		2.8			1.7			30
32	3	2.3		2.9	2.3		2.9	2.3		2.7	2.2		1.7			32
34	2.9	2.2		2.9	2.2		2.8	2.2		2.6	2.1		1.7			34
36	2.9	2.1		2.8	2.2		2.7	2.1		2.5	2		1.7	1.5		36
38	2.8	2	1.5	2.7	2.1	1.5	2.6	2.1	1.5	2.5	2		1.7	1.5		38
40	2.6	2	1.5	2.6	2	1.5	2.5	2	1.5	2.4	1.9	1.4	1.7	1.5		40
42	2.5	1.9	1.5	2.5	2	1.5	2.4	1.9	1.5	2.3	1.9	1.4	1.7	1.5		42
44	2.4	1.9	1.5	2.4	1.9	1.5	2.4	1.9	1.5	2.2	1.8	1.4	1.7	1.5		44
46	2.3	1.8	1.4	2.3	1.8	1.4	2.3	1.8	1.4	2.2	1.8	1.4	1.7	1.5	1.3	46
48	2.2	1.8	1.4	2.2	1.8	1.4	2.2	1.8	1.4	2.1	1.7	1.4	1.7	1.5	1.3	48
50	2.1	1.7	1.4	2.1	1.7	1.4	2.1	1.7	1.4	2	1.7	1.4	1.7	1.5	1.3	50
52	2	1.7	1.4	2	1.7	1.4	2	1.7	1.4	2	1.6	1.4	1.7	1.4	1.3	52
54	1.9	1.6	1.4	2	1.6	1.4	2	1.6	1.4	1.9	1.6	1.4	1.6	1.4	1.3	54
56	1.8	1.6	1.4	1.9	1.6	1.4	1.9	1.6	1.4	1.8	1.6	1.4	1.6	1.4	1.3	56
58	1.7	1.5	1.4	1.8	1.6	1.4	1.8	1.6	1.4	1.8	1.5	1.4	1.5	1.4	1.3	58
60	1.6	1.5	1.4	1.8	1.5	1.4	1.8	1.5	1.4	1.7	1.5	1.4	1.5	1.4	1.3	60
62	1.6	1.4	1.4	1.7	1.5	1.4	1.7	1.5	1.4	1.7	1.5	1.4	1.5	1.4	1.3	62
64	1.5	1.4	1.4	1.7	1.5	1.4	1.7	1.5	1.4	1.7	1.5	1.4	1.4	1.4	1.3	64
66	1.4	1.4	1.4	1.6	1.4	1.4	1.6	1.4	1.4	1.6	1.4	1.4	1.4	1.4	1.3	66
68	1.4	1.4	1.4	1.5	1.4	1.4	1.6	1.4	1.4	1.6	1.4	1.4	1.4	1.3	1.3	68
70	1.4	1.4	1.4	1.5	1.4	1.4	1.6	1.4	1.4	1.5	1.4	1.4	1.3	1.3	1.3	70
72	1.4	1.4	0	1.4	1.4	1.4	1.5	1.4	1.4	1.5	1.3	1.4	1.2	1.3	1.3	72
74	1.4	1.4	0	1.4	1.4	1.4	1.5	1.4	1.4	1.5	1.3	1.4	1.1	1.2	1.2	74
76				1.4	1.4		1.4	1.4	1.4	1.4	1.3	1.4	1	1.2	1.2	76
78				1.4	1.4		1.4	1.4		1.4	1.3	1.4	0.9	1.1	1.2	78
80				1.4			1.3	1.4		1.2	1.3	1.4		1	1.1	80
82				1.3			1.1	1.3		1	1.3			0.9	0.9	82
84																84
86																86
Telescope mode	222111			222211			222221			222222			333333			Telescope mode
Boom angle	27-81			27-82			25-82			28-82			34-82			Boom angle
Number of parts of line	1															Number of parts of line



# Load Chart - Fixed Jib

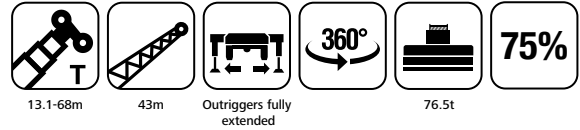
Unit: t



R/L Working radius/jib angle	50.2			54.3			58.4			62.5			68			R/L Working radius/jib angle
	0	20	40	0	20	40	0	20	40	0	20	40	0	20	40	
14	3.7			3.5												14
16	3.7			3.5			3.2									16
18	3.7			3.5			3.2			2.9						18
20	3.7			3.5			3.2			2.9						20
22	3.6			3.4			3.2			2.9			1.7			22
24	3.5			3.3			3.2			2.9			1.7			24
26	3.3			3.2			3.1			2.9			1.7			26
28	3.2	2.5		3.1	2.5		3			2.8			1.7			28
30	3.1	2.4		3	2.4		2.9	2.4		2.8			1.7			30
32	3	2.3		2.9	2.3		2.9	2.3		2.7	2.2		1.7			32
34	2.9	2.2		2.9	2.2		2.8	2.2		2.6	2.1		1.7			34
36	2.8	2.1		2.8	2.2		2.7	2.1		2.5	2		1.7	1.5		36
38	2.7	2	1.5	2.7	2.1	1.5	2.6	2.1	1.5	2.5	2		1.7	1.5		38
40	2.6	2	1.5	2.6	2	1.5	2.5	2	1.5	2.4	1.9	1.4	1.7	1.5		40
42	2.5	1.9	1.5	2.5	2	1.5	2.4	1.9	1.5	2.3	1.9	1.4	1.7	1.5	1.5	42
44	2.4	1.9	1.5	2.4	1.9	1.5	2.4	1.9	1.5	2.2	1.8	1.4	1.7	1.5	1.5	44
46	2.3	1.8	1.4	2.3	1.8	1.4	2.3	1.8	1.4	2.2	1.8	1.4	1.7	1.5	1.4	46
48	2.2	1.8	1.4	2.2	1.8	1.4	2.2	1.8	1.4	2.1	1.7	1.4	1.7	1.5	1.4	48
50	2.1	1.7	1.4	2.1	1.7	1.4	2.1	1.7	1.4	2	1.7	1.4	1.7	1.5	1.4	50
52	2	1.7	1.4	2	1.7	1.4	2	1.7	1.4	2	1.6	1.4	1.7	1.4	1.4	52
54	1.9	1.6	1.4	2	1.6	1.4	2	1.6	1.4	1.9	1.6	1.4	1.6	1.4	1.4	54
56	1.8	1.6	1.4	1.9	1.6	1.4	1.9	1.6	1.4	1.8	1.6	1.4	1.6	1.4	1.4	56
58	1.7	1.5	1.4	1.8	1.6	1.4	1.8	1.6	1.4	1.8	1.5	1.4	1.5	1.4	1.4	58
60	1.6	1.5	1.4	1.7	1.5	1.4	1.8	1.5	1.4	1.7	1.5	1.4	1.5	1.4	1.4	60
62	1.6	1.4	1.4	1.7	1.5	1.4	1.7	1.5	1.4	1.7	1.5	1.4	1.5	1.4	1.4	62
64	1.5	1.4	1.4	1.6	1.5	1.4	1.6	1.5	1.4	1.4	1.5	1.4	1.2	1.4	1.4	64
66	1.4	1.4	1.4	1.5	1.4	1.4	1.4	1.4	1.4	1.2	1.4	1.4	1.1	1.4	1.4	66
68	1.4	1.4	1.4	1.4	1.4	1.4	1.1	1.4	1.4	1.0	1.4	1.4	0.9	1.4	1.3	68
70	1.3	1.4	1.4	1.1	1.4	1.4	1.0	1.4	1.4	0.9	1.4	1.4		1.4	1.3	70
72	1.0	1.4			1.4	1.4		1.2	1.4		1.3	1.4		1.2	1.3	72
74		1.2			1.1	1.3		1.0	1.2		1.0	1.3			1.3	74
76												1.1			1.1	76
78												1.0			1.1	78
Telescope mode	222111			222211			222221			222222			333333			Telescope mode
Boom angle	29-81			37-82			43-82			45-82			49-82			Boom angle
Number of parts of line	1			1			1			1			1			Number of parts of line

## Load Chart - Fixed Jib

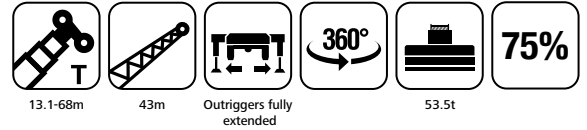
Unit: t



R/L	50.2			54.3			58.4			62.5			R/L
Working radius/Jib angle	0	20	40	0	20	40	0	20	40	0	20	40	Working radius/Jib angle
14													14
16	2.7			2.3									16
18	2.7			2.3			2.2						18
20	2.7			2.3			2.2						20
22	2.7			2.3			2.2			1.7			22
24	2.7			2.3			2.2			1.7			24
26	2.5			2.3			2.2			1.7			26
28	2.4			2.3			2.2			1.7			28
30	2.4			2.3			2.2			1.7			30
32	2.4	1.9		2.3	1.8		2.2			1.7			32
34	2.3	1.9		2.3	1.8		2.2	1.7		1.7			34
36	2.2	1.8		2.2	1.8		2.2	1.7		1.7	1.5		36
38	2.2	1.8	1.5	2.2	1.7	1.5	2.1	1.7	1.5	1.7	1.5		38
40	2.2	1.8	1.5	2.1	1.7	1.5	2.1	1.7	1.5	1.7	1.5		40
42	2.1	1.7	1.5	2	1.7	1.5	2	1.7	1.5	1.7	1.5		42
44	2	1.7	1.5	2	1.7	1.5	2	1.6	1.5	1.7	1.5		44
46	1.9	1.7	1.4	1.9	1.6	1.4	1.9	1.6	1.4	1.7	1.5	1.3	46
48	1.9	1.5	1.4	1.8	1.6	1.4	1.9	1.6	1.4	1.7	1.5	1.3	48
50	1.8	1.5	1.4	1.8	1.6	1.4	1.8	1.5	1.4	1.7	1.5	1.3	50
52	1.7	1.5	1.4	1.7	1.5	1.4	1.8	1.5	1.4	1.7	1.4	1.3	52
54	1.7	1.5	1.4	1.7	1.5	1.4	1.7	1.5	1.4	1.6	1.4	1.3	54
56	1.7	1.5	1.4	1.6	1.4	1.4	1.7	1.4	1.4	1.6	1.4	1.3	56
58	1.7	1.4	1.4	1.5	1.4	1.4	1.6	1.4	1.4	1.5	1.4	1.3	58
60	1.6	1.4	1.4	1.5	1.4	1.4	1.6	1.4	1.4	1.5	1.4	1.3	60
62	1.6	1.4	1.4	1.5	1.4	1.4	1.5	1.4	1.4	1.5	1.4	1.3	62
64	1.5	1.4	1.4	1.5	1.4	1.4	1.5	1.4	1.4	1.4	1.4	1.3	64
66	1.5	1.4	1.4	1.4	1.4	1.4	1.4	1.4	1.4	1.4	1.4	1.3	66
68	1.3	1.4	1.4	1.4	1.4	1.4	1.4	1.4	1.4	1.4	1.3	1.3	68
70	1.4	1.4	1.4	1.4	1.4	1.4	1.4	1.4	1.4	1.3	1.3	1.3	70
72	1.4	1.4	0	1.4	1.4	1.4	1.4	1.3	1.4	1.2	1.3	1.3	72
74	1.4	1.3	0	1.4	1.3	1.4	1.4	1.3	1.4	1.1	1.2	1.2	74
76	1.3	1.3		1.3	1.3		1.3	1.3	1.4	1	1.2	1.2	76
78	1.1	1.3		1.3	1.3		1.3	1.3		0.9	1.1	1.2	78
80		1.2		1.3	1.3		1.1	1.2			1	1.1	80
82		1.1		1.3	1.2		1.1	1.2			0.9	1.1	82
84					1.1			1.1				0.9	84
86													86
Telescope mode	222111			222211			222221			222222			Telescope mode
Boom angle	27-81			27-82			25-82			28-82			Boom angle
Number of parts of line	1												Number of parts of line

# Load Chart - Fixed Jib

Unit: t



R/L Working radius/jib angle	50.2			54.3			58.4			62.5			R/L Working radius/jib angle
	0	20	40	0	20	40	0	20	40	0	20	40	
14													14
16	2.7			2.3									16
18	2.7			2.3			2.2						18
20	2.8			2.3			2.2						20
22	2.8			2.3			2.2			1.7			22
24	2.7			2.3			2.2			1.7			24
26	2.5			2.3			2.2			1.7			26
28	2.4			2.3			2.2			1.7			28
30	2.4			2.3			2.2			1.7			30
32	2.4	1.9		2.3	1.8		2.2			1.7			32
34	2.3	1.9		2.3	1.8		2.2	1.7		1.7			34
36	2.2	1.8		2.2	1.8		2.2	1.7		1.7	1.5		36
38	2.2	1.8	1.5	2.2	1.8	1.5	2.1	1.7	1.5	1.7	1.5		38
40	2.2	1.8	1.5	2.1	1.8	1.5	2.1	1.7	1.5	1.7	1.5	1.4	40
42	2.1	1.7	1.5	2	1.7	1.5	2	1.7	1.5	1.7	1.5	1.4	42
44	2	1.7	1.5	2	1.7	1.5	2	1.6	1.5	1.7	1.5	1.4	44
46	1.9	1.7	1.4	1.9	1.6	1.4	1.9	1.6	1.4	1.7	1.5	1.4	46
48	1.9	1.5	1.4	1.8	1.6	1.4	1.9	1.6	1.4	1.7	1.5	1.4	48
50	1.8	1.5	1.4	1.8	1.6	1.4	1.8	1.5	1.4	1.7	1.5	1.4	50
52	1.8	1.5	1.4	1.8	1.5	1.4	1.8	1.5	1.4	1.7	1.4	1.4	52
54	1.8	1.5	1.4	1.8	1.5	1.4	1.7	1.5	1.4	1.6	1.4	1.4	54
56	1.7	1.5	1.4	1.6	1.4	1.4	1.7	1.4	1.4	1.6	1.4	1.4	56
58	1.7	1.4	1.4	1.6	1.4	1.4	1.6	1.4	1.4	1.5	1.4	1.4	58
60	1.6	1.4	1.4	1.6	1.4	1.4	1.6	1.4	1.4	1.5	1.4	1.4	60
62	1.6	1.4	1.4	1.5	1.4	1.4	1.5	1.4	1.4	1.5	1.4	1.4	62
64	1.5	1.4	1.4	1.5	1.4	1.4	1.4	1.4	1.4	1.2	1.4	1.4	64
66	1.4	1.4	1.4	1.5	1.4	1.4	1.2	1.4	1.4	1.1	1.4	1.4	66
68	1.4	1.4	1.4	1.4	1.4	1.4	1.0	1.4	1.4	0.9	1.3	1.4	68
70	1.3	1.4	1.4	1.1	1.4	1.4	0.9	1.4	1.4		1.3	1.4	70
72	1.0	1.4			1.4	1.4		1.3	1.4		1.1	1.4	72
74		1.2			1.1	1.3		1.0	1.2		0.9	1.3	74
76												1.1	76
78												1.0	78
Telescope mode	222111			222211			222221			222222			Telescope mode
Boom angle	29-81			37-82			43-82			45-82			Boom angle
Number of parts of line	1			1			1			1			Number of parts of line



## Sany Automobile Hoisting Machinery Co., Ltd.

No.168, Jinzhou Avenue, Jinzhou Development Zone, Changsha, Hunan, China

Postcode: 410600

Service: 0086-400 6098 318 Consulting: 400 8879 318

Email: crd@sany.com.cn

— Authorised Dealer —

### Reminder:

For safe and reliable operation of the diesel engines, please fill Grade IV machines with Grade IV diesel and urea solution conforming to related national standards. Please refer to the operating instructions and related standards for details.

Any change in the technical parameters and configuration due to advancement in technology may occur without prior notice. The machine in the figures may include auxiliary equipment. This brochure is for reference only, and goods in kind shall prevail.

Copyright at Sany Heavy Industry. No part of this catalogue may be copied, recorded or used for any purpose without written approval from Sany Heavy Industry.

© Printed in January 2021 in China

[www.sanyglobal.com](http://www.sanyglobal.com)

